

Benchmark Cities Survey - 2024 Data

Background

The Benchmark Cities Survey was originally designed in 1997 by a core group of Police Chiefs from around the country. These Chiefs sought to establish a measurement tool to help ensure their departments were providing the best service possible within their respective community.

The survey provides a wide range of information about each department. With that information, the participating agencies can set better goals and objectives, and then compare their performance in the various areas.

The Overland Park, Kansas Police Department takes the lead in compiling the survey results and makes the final Benchmark Cities Survey available to all participants at an annual Chief's Summit hosted by participating agencies on a rotating basis.

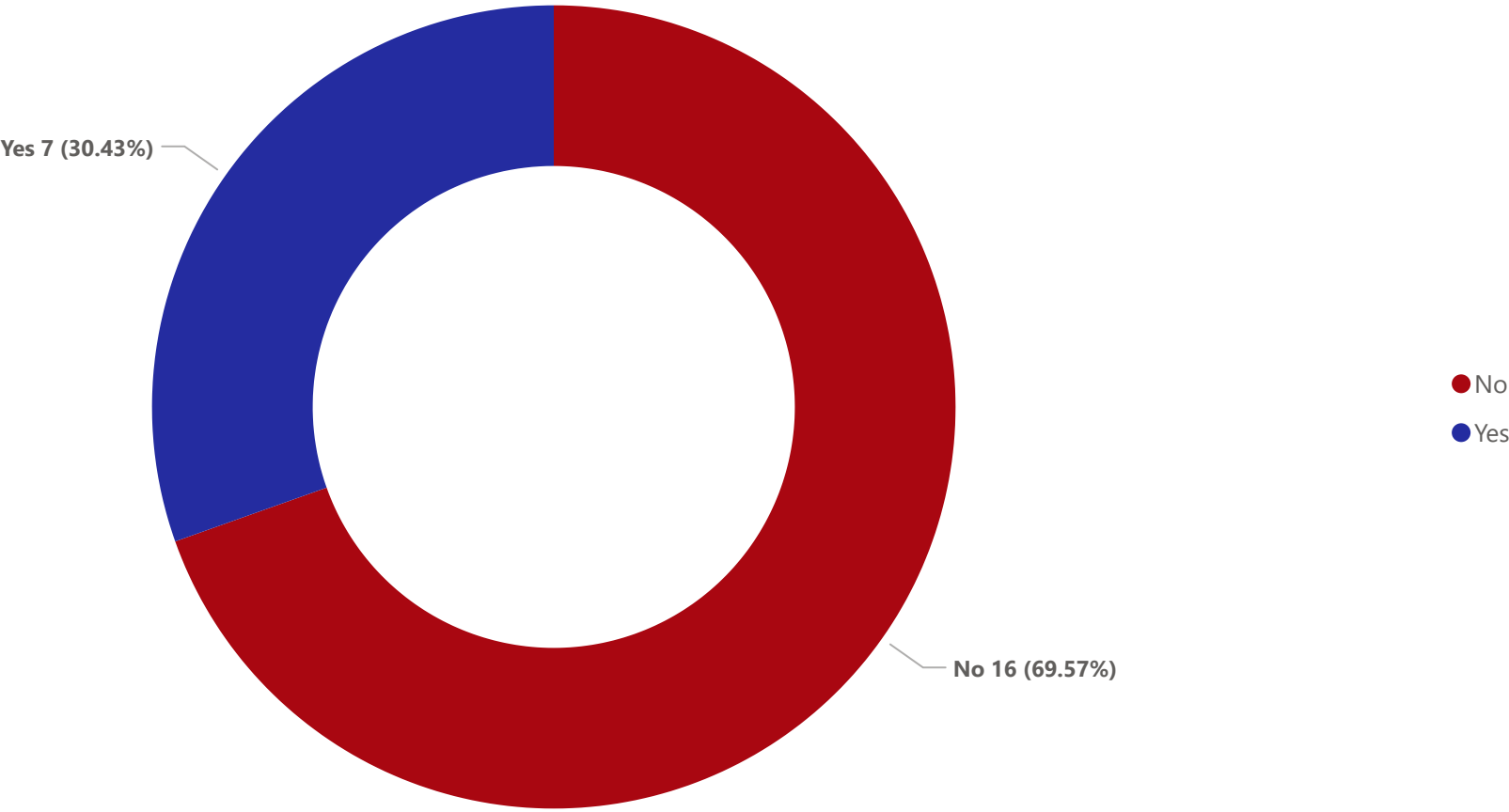


Please refer survey questions or comments to Melissa Powell, Crime Analysis
Supervisor, OPPD, 913-327-6966, Melissa.Powell@opkansas.org

General

Does Your Agency Have a Jail?

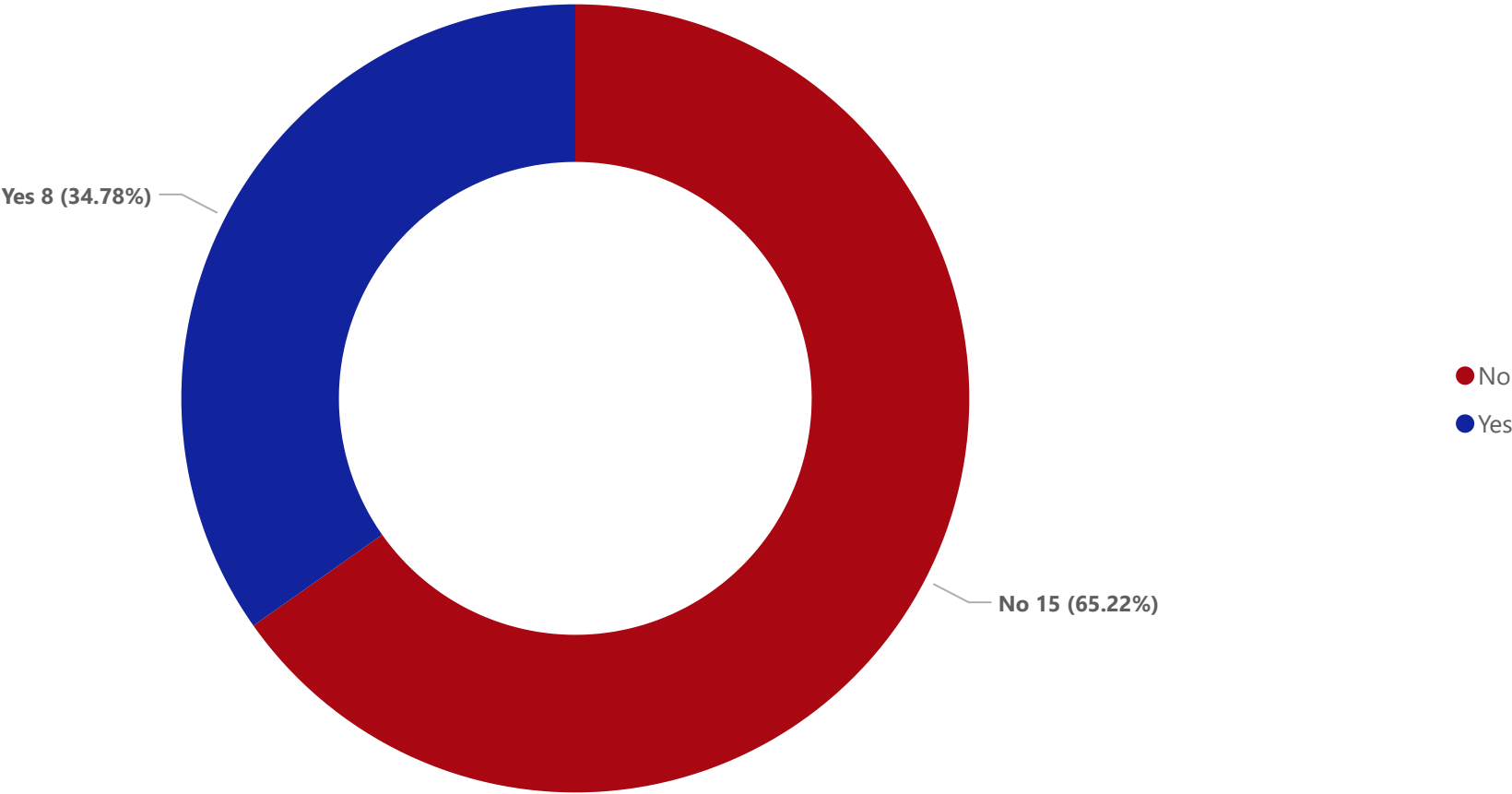
City Name	Jail
Boise, ID	No
Boulder, CO	No
Broken Arrow, OK	Yes
Cedar Rapids, IA	No
Columbia, MO	No
Coral Springs, FL	No
Edmond, OK	Yes
Fort Collins, CO	No
Fremont, CA	No
Garland, TX	Yes
Grand Prairie, TX	Yes
Henderson, NV	Yes
Irving, TX	Yes
Lawrence, KS	No
Lincoln, NE	No
Naperville, IL	No
Norman, OK	No
Olathe, KS	No
Overland Park, KS	No
Plano, TX	No
Reno, NV	No
Richardson, TX	Yes
Rochester, MN	No



General

Does Your Agency Have a Holding Facility?

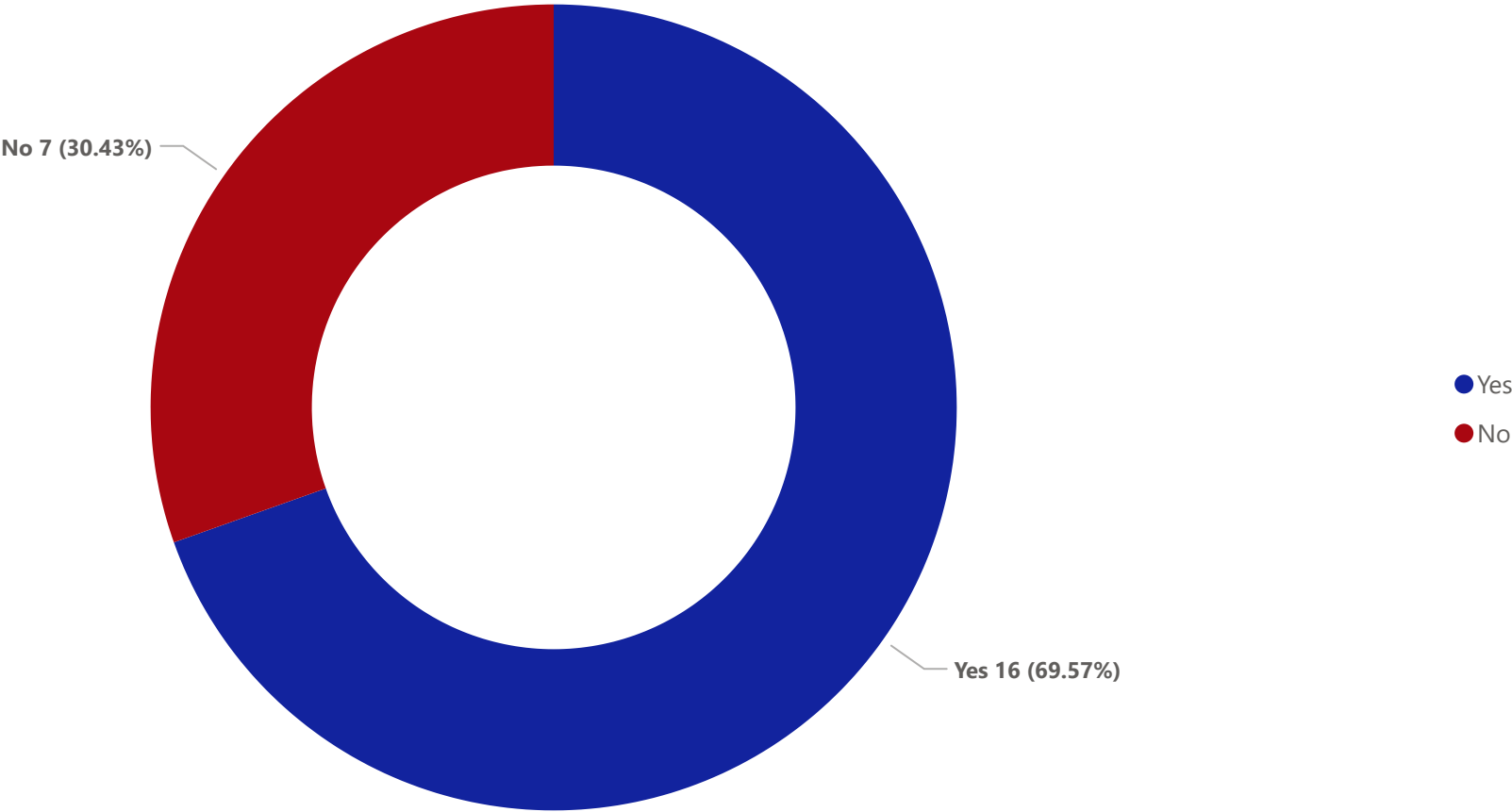
City Name	Holding Facility
Boise, ID	No
Boulder, CO	No
Broken Arrow, OK	Yes
Cedar Rapids, IA	No
Columbia, MO	Yes
Coral Springs, FL	No
Edmond, OK	No
Fort Collins, CO	Yes
Fremont, CA	Yes
Garland, TX	Yes
Grand Prairie, TX	Yes
Henderson, NV	No
Irving, TX	No
Lawrence, KS	No
Lincoln, NE	No
Naperville, IL	Yes
Norman, OK	No
Olathe, KS	No
Overland Park, KS	No
Plano, TX	Yes
Reno, NV	No
Richardson, TX	No
Rochester, MN	No



General

Does Your Agency Have a Dispatch Center?

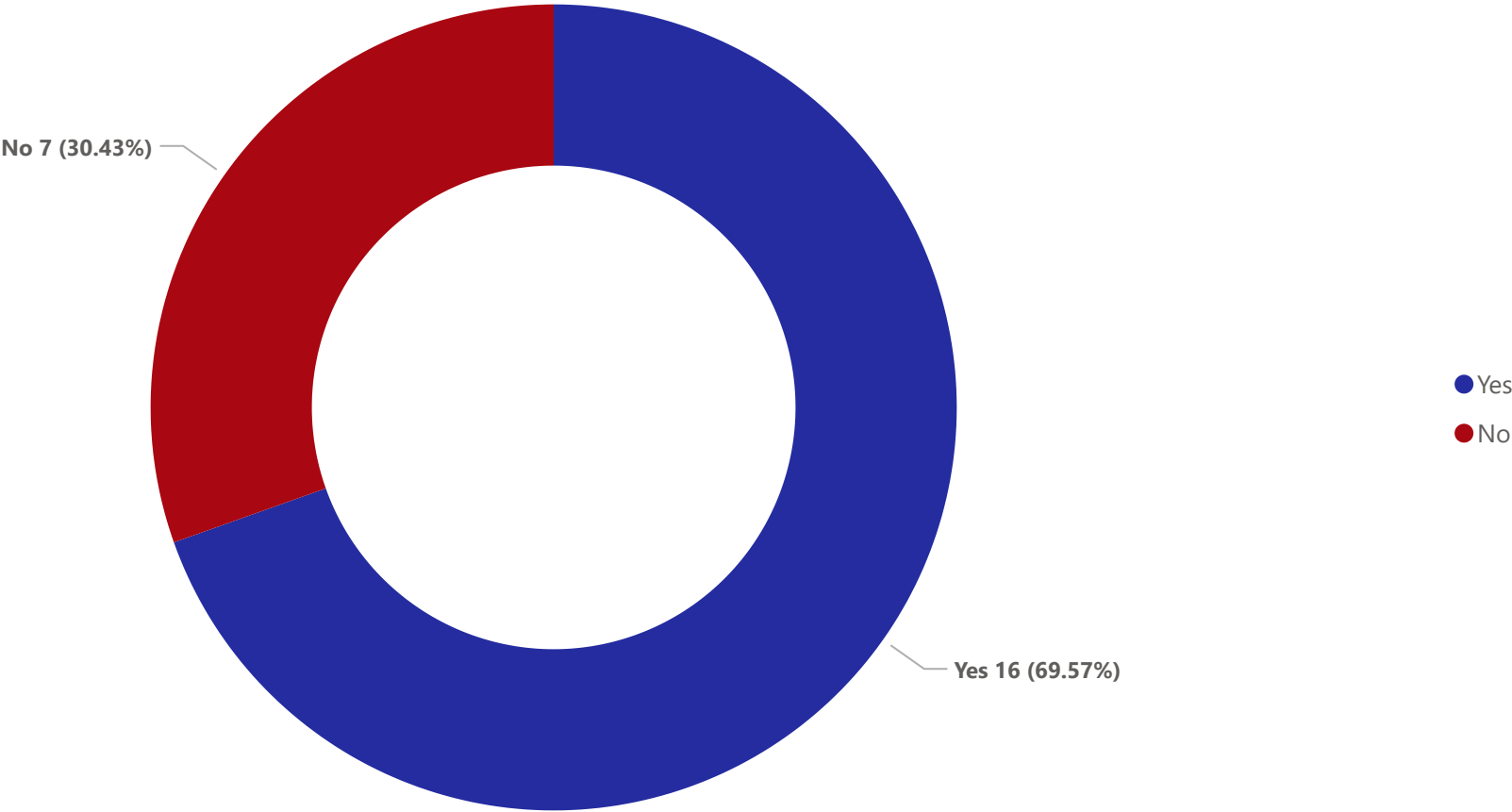
City Name	Dispatch Center
Boise, ID	No
Boulder, CO	Yes
Broken Arrow, OK	Yes
Cedar Rapids, IA	Yes
Columbia, MO	No
Coral Springs, FL	Yes
Edmond, OK	No
Fort Collins, CO	Yes
Fremont, CA	Yes
Garland, TX	Yes
Grand Prairie, TX	Yes
Henderson, NV	Yes
Irving, TX	Yes
Lawrence, KS	No
Lincoln, NE	Yes
Naperville, IL	Yes
Norman, OK	Yes
Olathe, KS	No
Overland Park, KS	Yes
Plano, TX	No
Reno, NV	No
Richardson, TX	Yes
Rochester, MN	Yes



General

Does Your Agency Have a University?

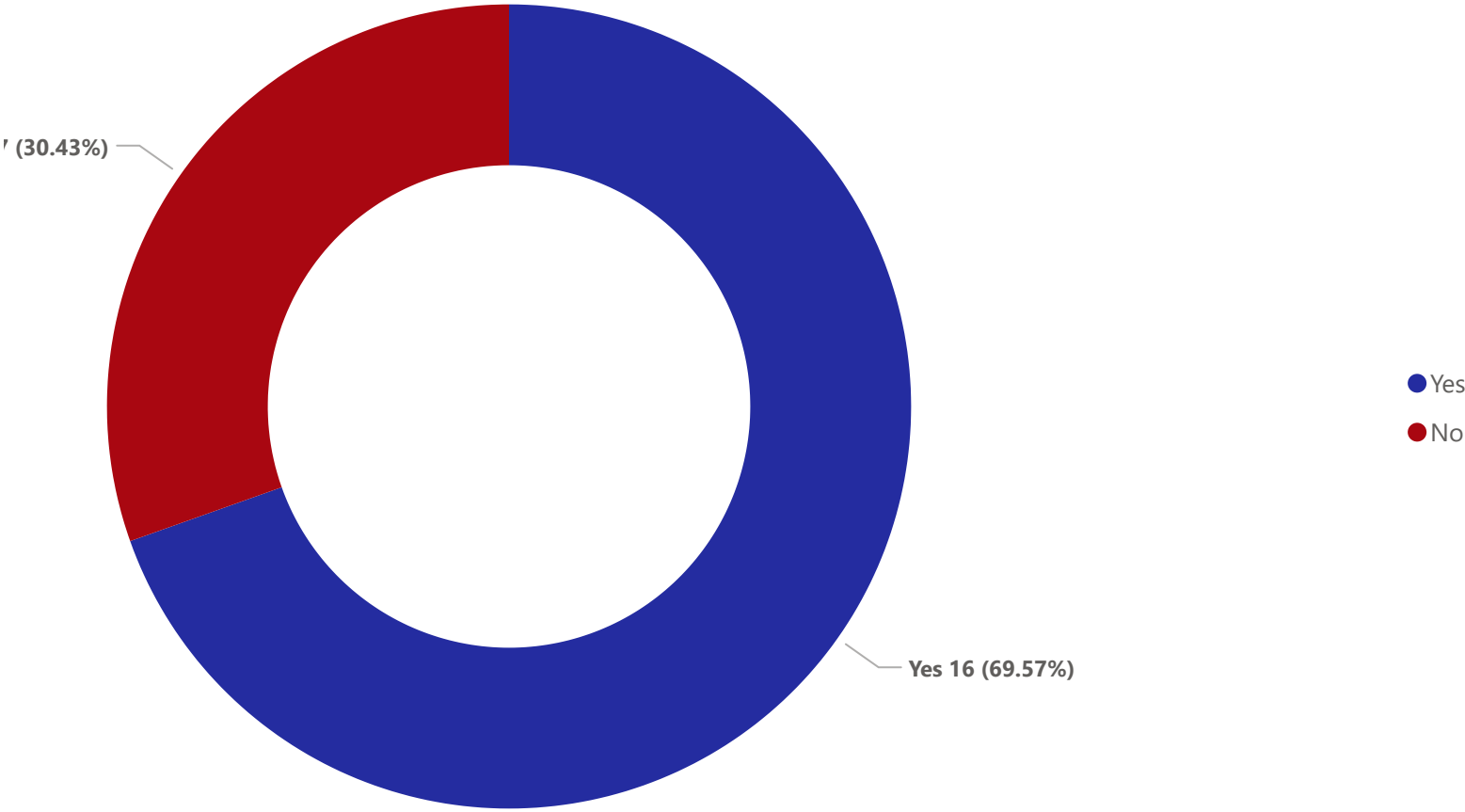
City Name	University
Boise, ID	Yes
Boulder, CO	Yes
Broken Arrow, OK	Yes
Cedar Rapids, IA	Yes
Columbia, MO	Yes
Coral Springs, FL	No
Edmond, OK	Yes
Fort Collins, CO	Yes
Fremont, CA	No
Garland, TX	No
Grand Prairie, TX	No
Henderson, NV	Yes
Irving, TX	Yes
Lawrence, KS	No
Lincoln, NE	Yes
Naperville, IL	Yes
Norman, OK	Yes
Olathe, KS	Yes
Overland Park, KS	No
Plano, TX	Yes
Reno, NV	Yes
Richardson, TX	Yes
Rochester, MN	No



General

Are Your Commissioned Officers Unionized?

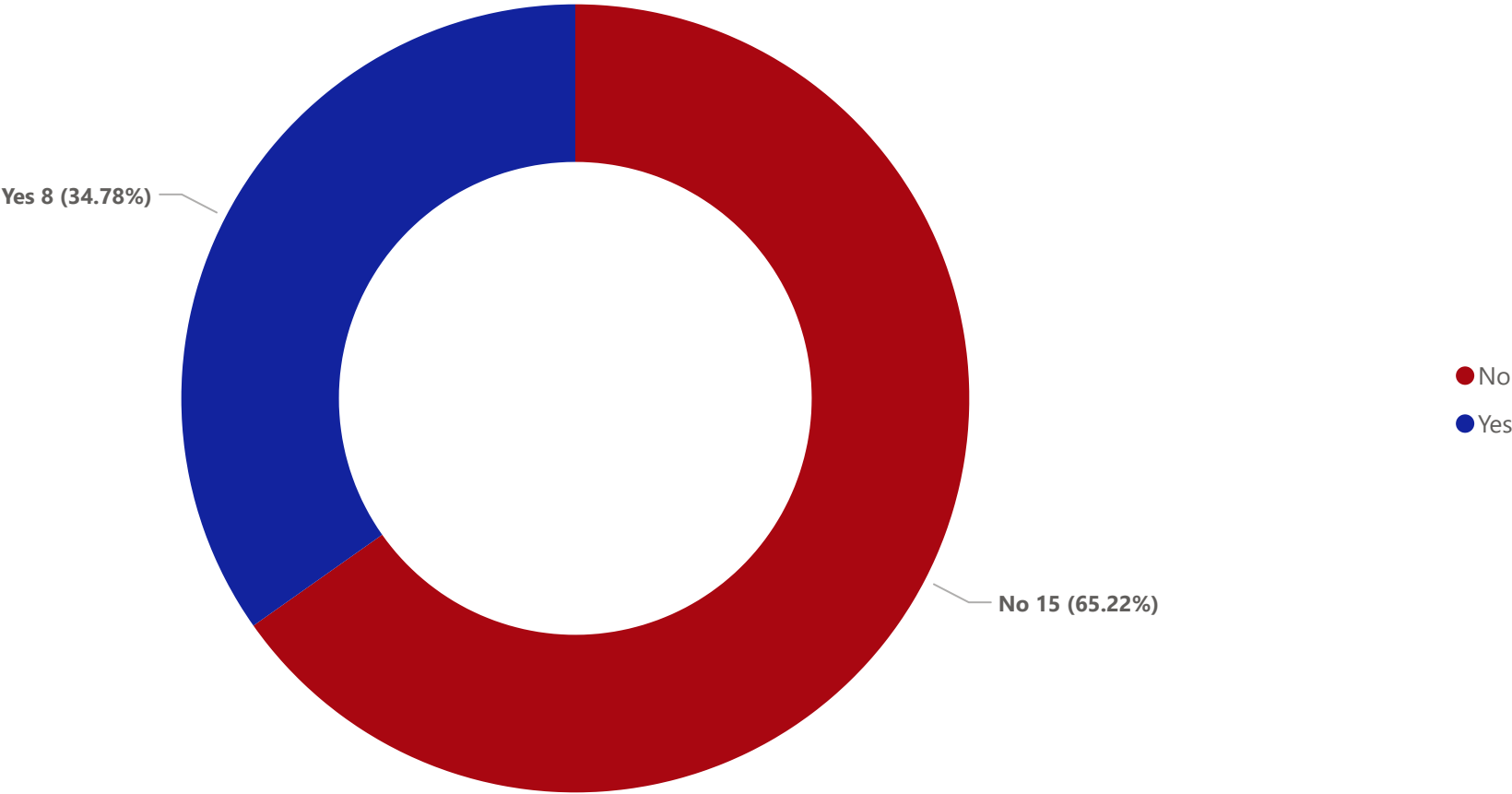
City Name	Commissioned Officers Unionized
Boise, ID	Yes
Boulder, CO	Yes
Broken Arrow, OK	Yes
Cedar Rapids, IA	Yes
Columbia, MO	Yes
Coral Springs, FL	Yes
Edmond, OK	Yes
Fort Collins, CO	Yes
Fremont, CA	Yes
Garland, TX	No
Grand Prairie, TX	No
Henderson, NV	Yes
Irving, TX	No
Lawrence, KS	Yes
Lincoln, NE	Yes
Naperville, IL	Yes
Norman, OK	Yes
Olathe, KS	No
Overland Park, KS	No
Plano, TX	No
Reno, NV	Yes
Richardson, TX	No
Rochester, MN	Yes



General

Does Your Agency Have a Real Time Crime Center?

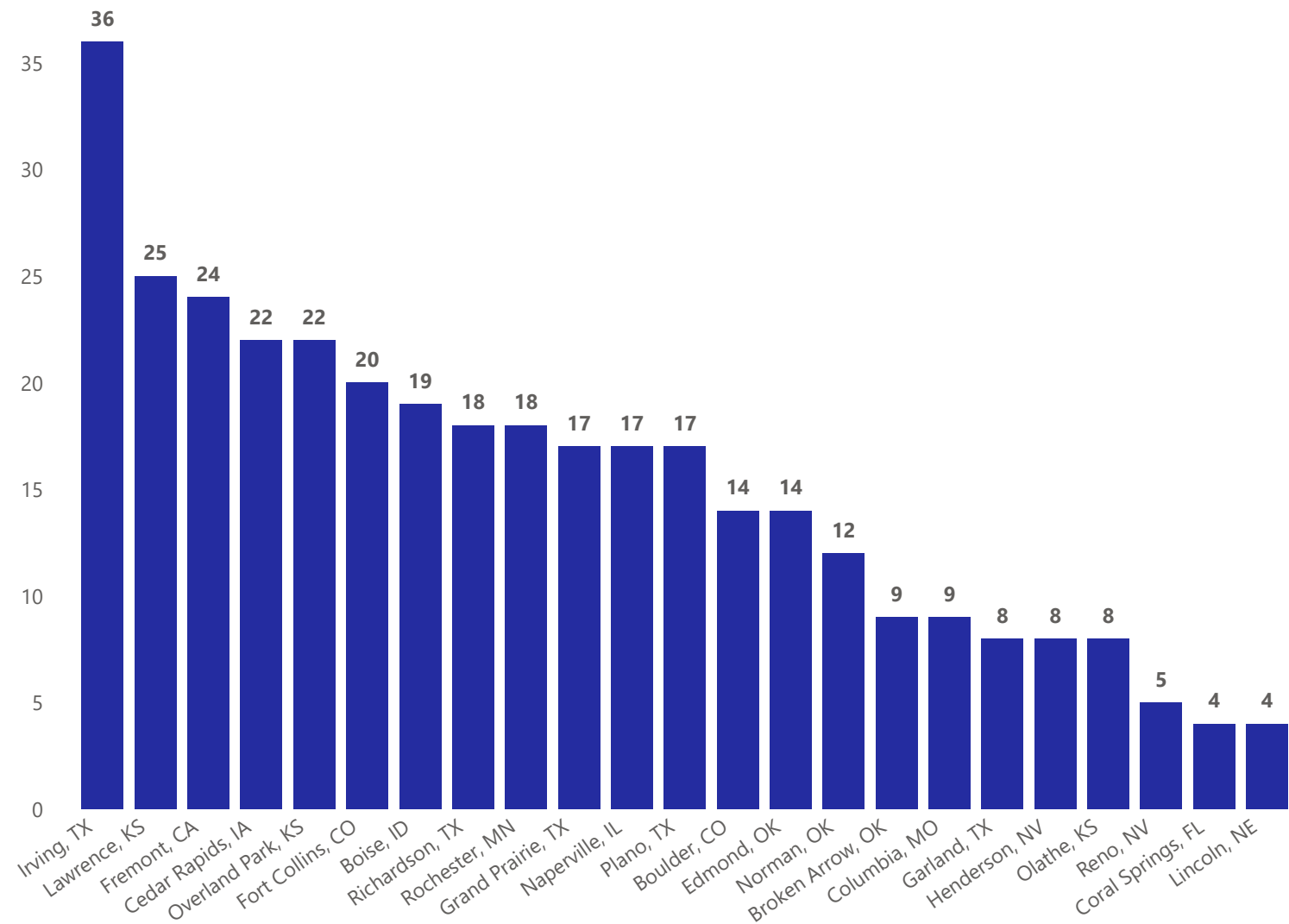
City Name	Real Time Crime Center
Rochester, MN	No
Richardson, TX	No
Reno, NV	Yes
Plano, TX	Yes
Overland Park, KS	No
Olathe, KS	No
Norman, OK	No
Naperville, IL	No
Lincoln, NE	No
Lawrence, KS	Yes
Irving, TX	Yes
Henderson, NV	No
Grand Prairie, TX	No
Garland, TX	No
Fremont, CA	Yes
Fort Collins, CO	Yes
Edmond, OK	No
Coral Springs, FL	Yes
Columbia, MO	No
Cedar Rapids, IA	No
Broken Arrow, OK	Yes
Boulder, CO	No
Boise, ID	No



General

Agency Drone Operator Overview

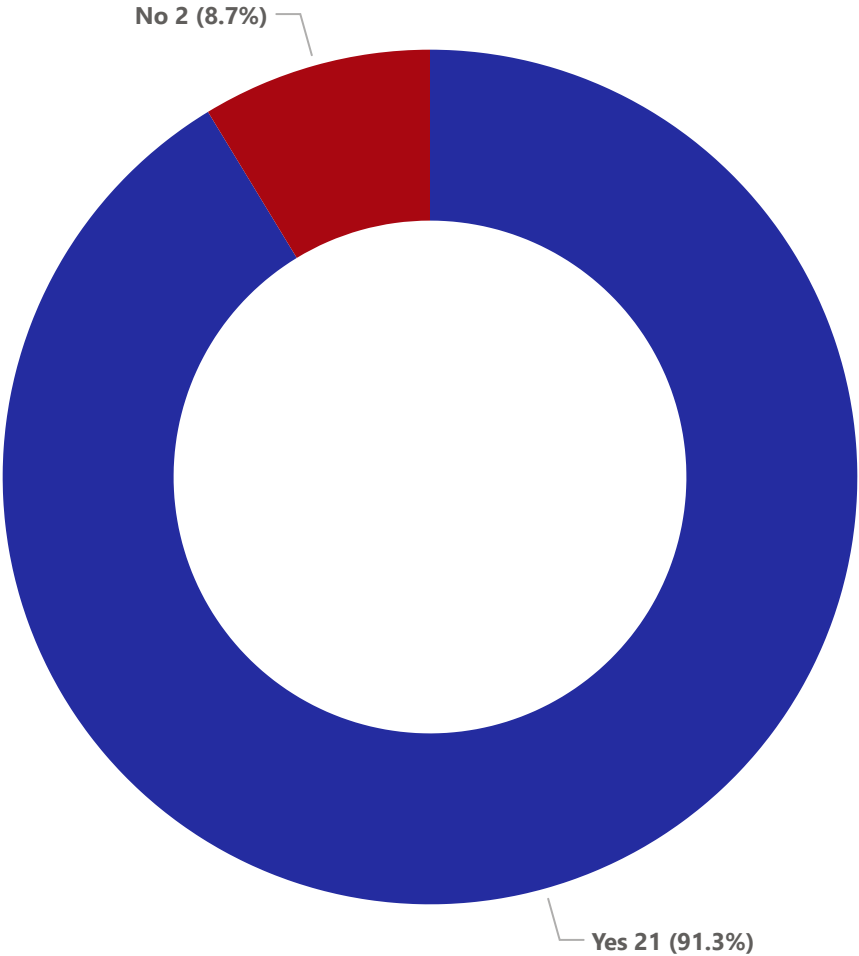
City Name	Drone Operators	If yes, how many?
Boise, ID	Yes	19
Boulder, CO	Yes	14
Broken Arrow, OK	Yes	9
Cedar Rapids, IA	Yes	22
Columbia, MO	Yes	9
Coral Springs, FL	Yes	4
Edmond, OK	Yes	14
Fort Collins, CO	Yes	20
Fremont, CA	Yes	24
Garland, TX	Yes	8
Grand Prairie, TX	Yes	17
Henderson, NV	Yes	8
Irving, TX	Yes	36
Lawrence, KS	Yes	25
Lincoln, NE	Yes	4
Naperville, IL	Yes	17
Norman, OK	Yes	12
Olathe, KS	Yes	8
Overland Park, KS	Yes	22
Plano, TX	Yes	17
Reno, NV	Yes	5
Richardson, TX	Yes	18
Rochester, MN	Yes	18



General

Is Your Agency Accredited?

City Name	Accreditation Program
Boise, ID	Yes
Boulder, CO	Yes
Broken Arrow, OK	Yes
Cedar Rapids, IA	Yes
Columbia, MO	Yes
Coral Springs, FL	Yes
Edmond, OK	Yes
Fort Collins, CO	Yes
Fremont, CA	Yes
Garland, TX	Yes
Grand Prairie, TX	Yes
Henderson, NV	Yes
Irving, TX	Yes
Lawrence, KS	Yes
Lincoln, NE	Yes
Naperville, IL	Yes
Norman, OK	Yes
Olathe, KS	Yes
Overland Park, KS	Yes
Plano, TX	Yes
Reno, NV	No
Richardson, TX	Yes
Rochester, MN	No

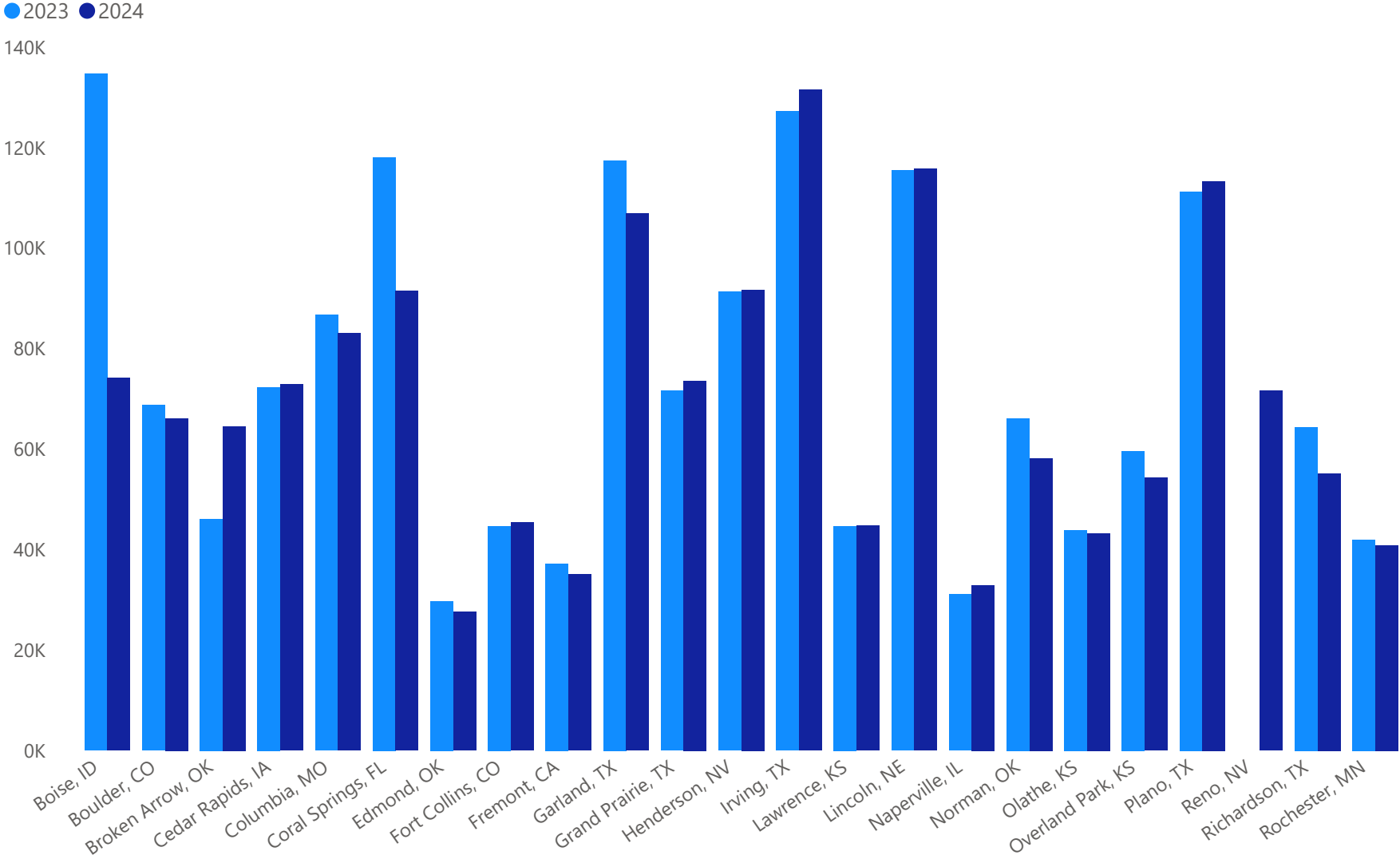


● Yes
● No

Calls For Service

Total Calls For Service

City Name	2023	2024	% Change
Boise, ID	134,671	74150	-44.94%
Boulder, CO	68,773	66156	-3.81%
Broken Arrow, OK	46,145	64595	39.98%
Cedar Rapids, IA	72,288	72880	0.82%
Columbia, MO	86,682	83075	-4.16%
Coral Springs, FL	118,027	91461	-22.51%
Edmond, OK	29,731	27638	-7.04%
Fort Collins, CO	44,708	45428	1.61%
Fremont, CA	37,186	35076	-5.67%
Garland, TX	117,447	106867	-9.01%
Grand Prairie, TX	71,634	73584	2.72%
Henderson, NV	91,315	91668	0.39%
Irving, TX	127,208	131487	3.36%
Lawrence, KS	44,675	44754	0.18%
Lincoln, NE	115,448	115785	0.29%
Naperville, IL	31,086	32943	5.97%
Norman, OK	66,166	58232	-11.99%
Olathe, KS	43,843	43268	-1.31%
Overland Park, KS	59,629	54286	-8.96%
Plano, TX	111,224	113264	1.83%
Reno, NV		71600	
Richardson, TX	64,399	55146	-14.37%
Rochester, MN	42,042	40917	-2.68%
Average	73,833	69,316	-1.85%



Calls For Service

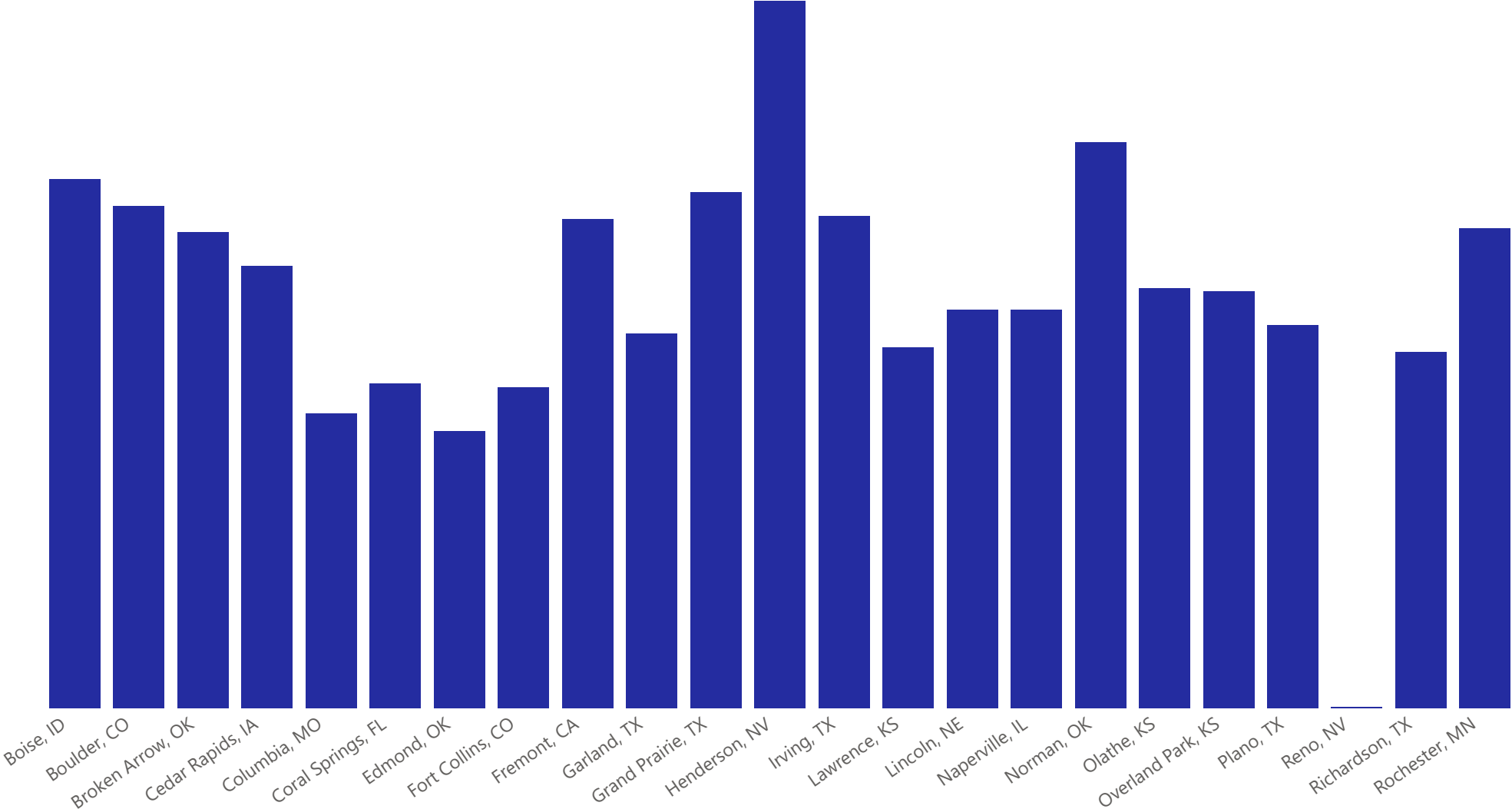
Top Five Calls for Service by Type

City Name ▲	#1	#2	#3	#4	#5
Boise, ID	Traffic	Assist Citizen	Other	Check the Welfare	911 Disconnects
Boulder, CO	Animal Call	Trespassing	Suspicious Activity	Noise Complaints	Disturbance
Broken Arrow, OK	Traffic	Check the Welfare	Traffic Accident	Citizen Contact	Other
Cedar Rapids, IA	Disturbance	Check the Welfare	Traffic Hazard	Traffic Accident	Domestic
Columbia, MO	911 Disconnects	Disturbance	Traffic Accident	Trespassing	Assist Citizen
Coral Springs, FL	911 Disconnects	Assist Citizen	Alarm calls	Traffic Accident	Suspicious Activity
Edmond, OK	Check the Welfare	Citizen Contact	Traffic Accident	Alarm calls	Assist Citizen
Fort Collins, CO	Check the Welfare	Suspicious Activity	Trespassing	Traffic Accident	Assist Citizen
Fremont, CA	Disturbance	Suspicious Activity	Check the Welfare	Theft Report	Traffic Hazard
Garland, TX	Disturbance	Traffic Accident	Check the Welfare	Alarm calls	Traffic Hazard
Grand Prairie, TX	Disturbance	Check the Welfare	Noise Complaints	Motorist Assist	Suspicious Activity
Henderson, NV	Disturbance	Suspicious Activity	Assist Citizen	Traffic Accident	Animal Call
Irving, TX	Noise Complaints	Alarm calls	Domestic	Disturbance	Traffic Accident
Lawrence, KS	Telephone Report	Assist Citizen	Check the Welfare	Alarm calls	Trespassing
Lincoln, NE	Disturbance	Check the Welfare	Other	Trespassing	Suspicious Activity
Naperville, IL	Suspicious Activity	Check the Welfare	Alarm calls	Traffic Accident	Assist Citizen
Norman, OK	Disturbance	Check the Welfare	Alarm calls	Theft Report	Suspicious Activity
Olathe, KS	Medical	Traffic Accident	Alarm calls	Disturbance	Suspicious Activity
Overland Park, KS	Traffic Accident	Traffic	Alarm calls	Disturbance	Animal Call
Plano, TX	Citizen Contact	Telephone Report	Alarm calls	Codes Enforcement	911 Disconnects
Reno, NV	Domestic	Trespassing	Check the Welfare	Traffic Accident	911 Disconnects
Richardson, TX	911 Disconnects	Disturbance	Other	Assist Citizen	Traffic Accident
Rochester, MN	Assist Citizen	Trespassing	Codes Enforcement	Traffic Accident	Suspicious Activity

Calls For Service

Median Response Time - Priority 1 Calls

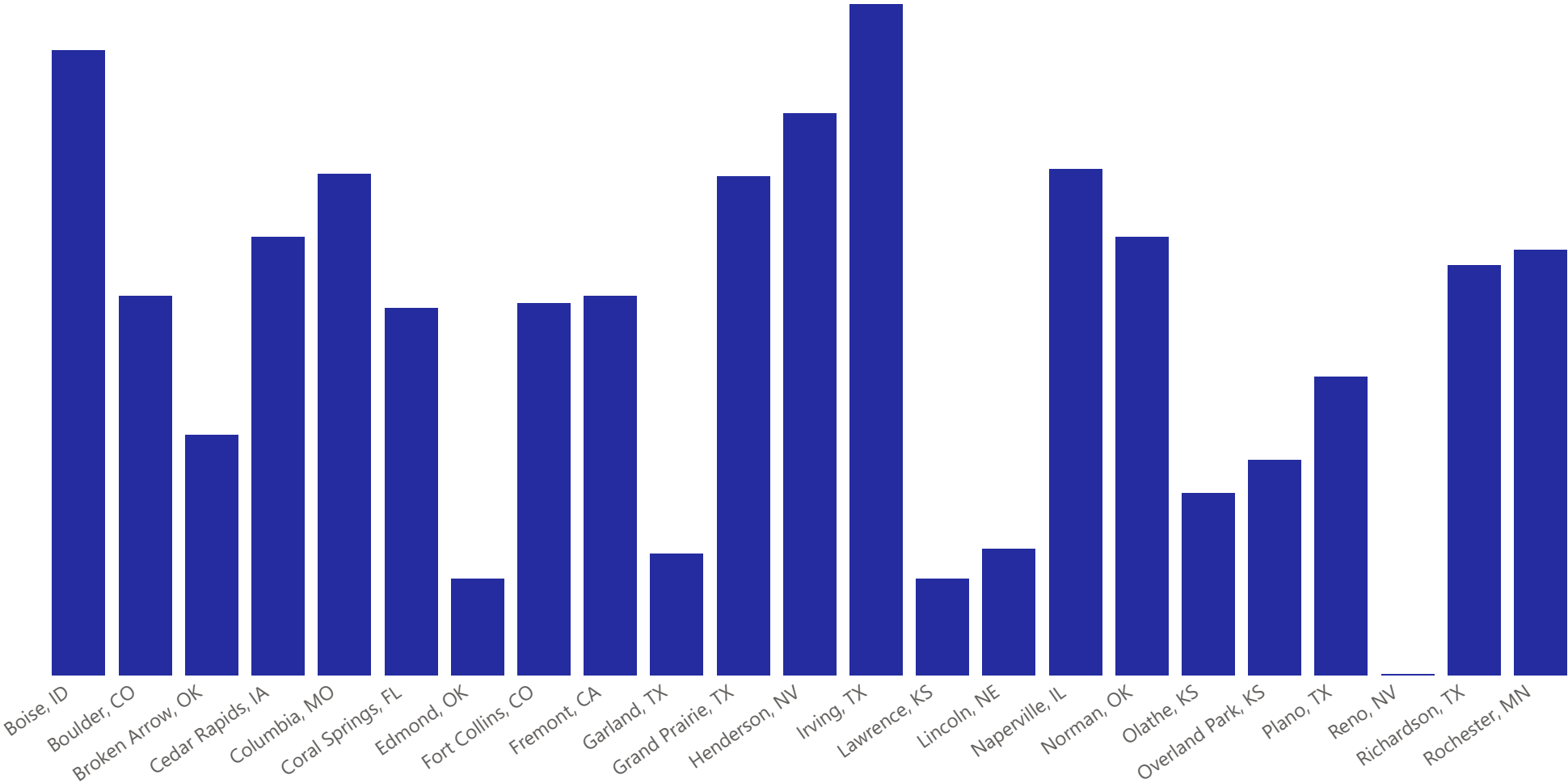
City	2024
Boise, ID	0:06:38
Boulder, CO	0:06:18
Broken Arrow, OK	0:05:58
Cedar Rapids, IA	0:05:33
Irving, TX	0:06:10
Columbia, MO	0:07:40
Coral Springs, FL	0:05:15
Edmond, OK	0:03:28
Fort Collins, CO	0:04:01
Fremont, CA	0:06:08
Garland, TX	0:04:42
Grand Prairie, TX	0:06:28
Henderson, NV	0:08:52
Lawrence, KS	0:04:31
Lincoln, NE	0:05:00
Naperville, IL	0:05:00
Norman, OK	0:07:06
Olathe, KS	0:05:16
Overland Park, KS	0:05:14
Plano, TX	0:04:48
Richardson, TX	0:04:28
Rochester, MN	0:06:01
Reno, NV	0:11:08
Average	0:06:27



Calls For Service

Median Time for Call Receipt to Dispatch of a Car - Priority 1 Calls

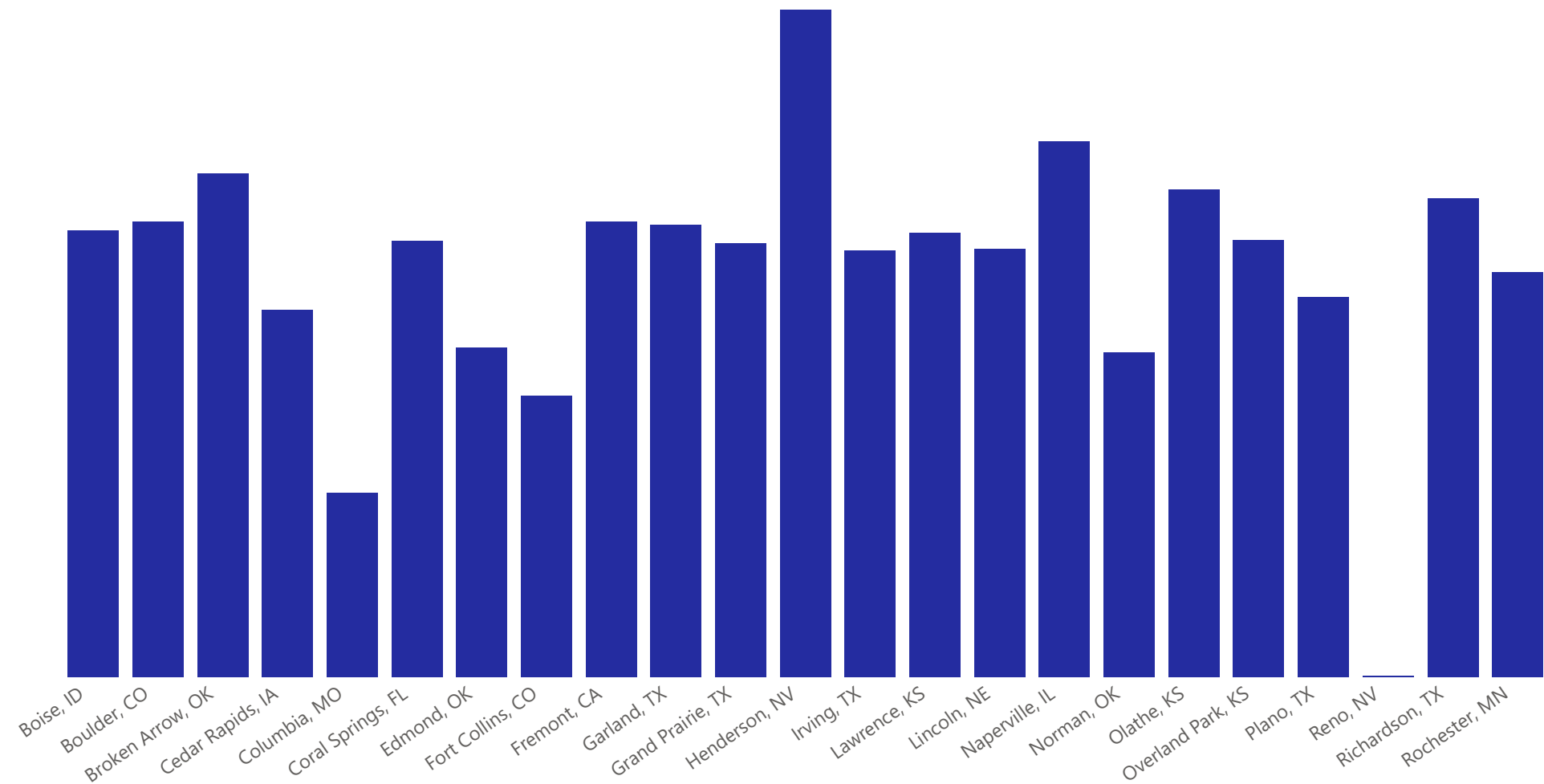
City	2024
Boise, ID	0:02:28
Boulder, CO	0:01:30
Broken Arrow, OK	0:00:57
Cedar Rapids, IA	0:01:44
Irving, TX	0:02:39
Columbia, MO	0:03:29
Coral Springs, FL	0:01:27
Edmond, OK	0:00:23
Fort Collins, CO	0:01:28
Fremont, CA	0:01:30
Garland, TX	0:00:29
Grand Prairie, TX	0:01:58
Henderson, NV	0:02:13
Lawrence, KS	0:00:23
Lincoln, NE	0:00:30
Naperville, IL	0:02:00
Norman, OK	0:01:44
Olathe, KS	0:00:43
Overland Park, KS	0:00:51
Plano, TX	0:01:11
Richardson, TX	0:01:37
Rochester, MN	0:01:41
Reno, NV	0:02:46
Average	0:01:41



Calls For Service

Median Time for Dispatch of a Car to Arrival on Scene - Priority 1 Calls

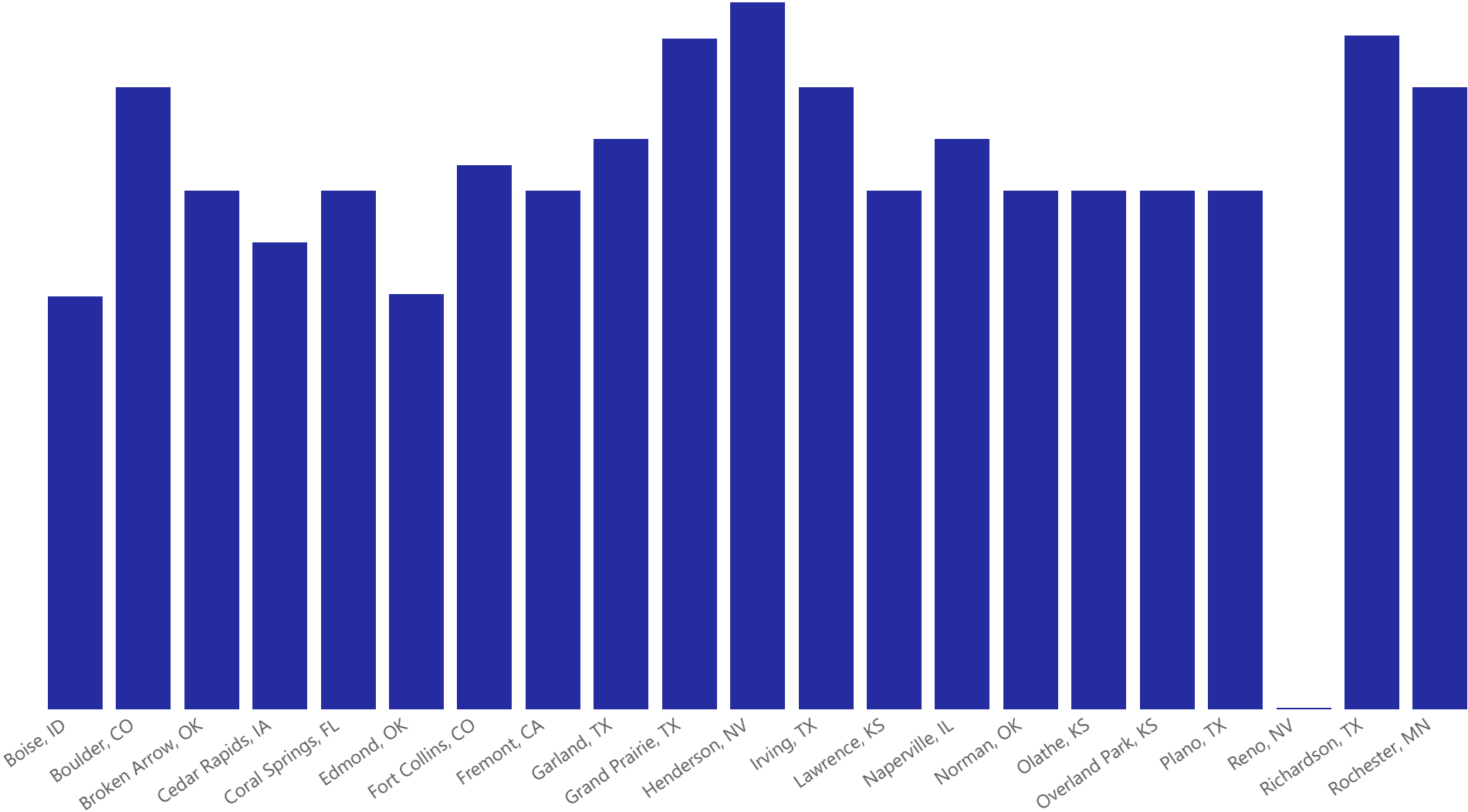
City	2024
Boise, ID	0:04:10
Boulder, CO	0:04:15
Broken Arrow, OK	0:04:42
Cedar Rapids, IA	0:03:26
Irving, TX	0:03:59
Columbia, MO	0:07:33
Coral Springs, FL	0:04:07
Edmond, OK	0:03:05
Fort Collins, CO	0:02:38
Fremont, CA	0:04:15
Garland, TX	0:04:13
Grand Prairie, TX	0:04:30
Henderson, NV	0:06:14
Lawrence, KS	0:04:09
Lincoln, NE	0:04:00
Naperville, IL	0:05:00
Norman, OK	0:03:02
Olathe, KS	0:04:33
Overland Park, KS	0:04:05
Plano, TX	0:03:33
Richardson, TX	0:04:28
Rochester, MN	0:03:47
Reno, NV	0:08:23
Average	0:04:37



Calls For Service

Target Response Time - Priority 1 Calls

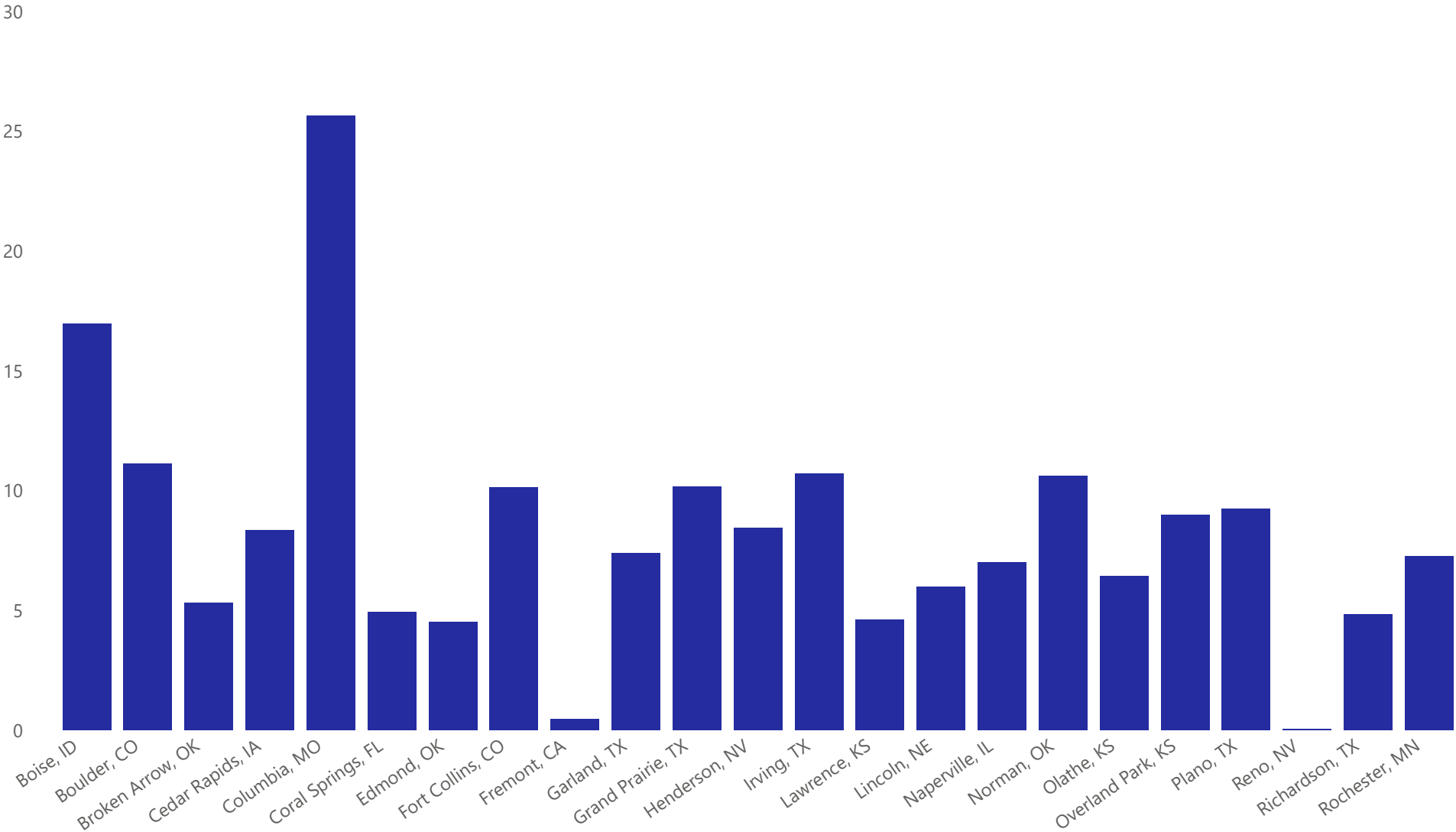
City	2024
Boise, ID	0:03:59
Boulder, CO	0:06:00
Broken Arrow, OK	Not Tracked
Cedar Rapids, IA	0:04:30
Irving, TX	0:06:00
Columbia, MO	Not Tracked
Coral Springs, FL	0:05:00
Edmond, OK	0:04:00
Fort Collins, CO	0:05:15
Fremont, CA	0:05:00
Garland, TX	0:05:30
Grand Prairie, TX	0:06:28
Henderson, NV	0:06:49
Lawrence, KS	0:05:00
Lincoln, NE	Not Tracked
Naperville, IL	0:05:30
Norman, OK	0:05:00
Olathe, KS	0:05:00
Overland Park, KS	0:05:00
Plano, TX	0:05:00
Richardson, TX	0:06:30
Rochester, MN	0:06:00
Reno, NV	0:05:00
Average	0:05:09



Calls For Service

Median Response Time - Priority 2 Calls

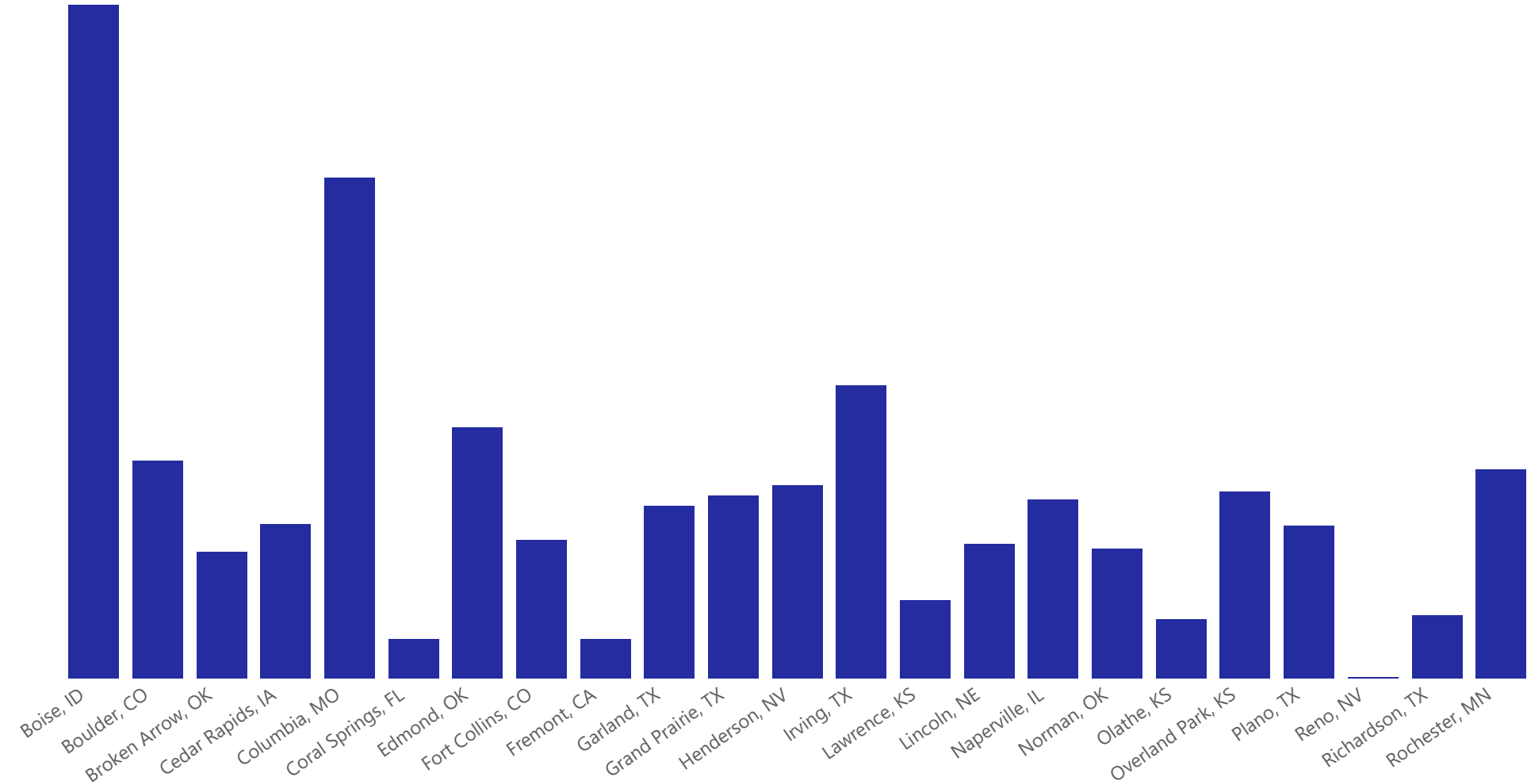
City	2024
Boise, ID	0:16:58
Boulder, CO	0:11:07
Broken Arrow, OK	0:05:19
Cedar Rapids, IA	0:08:20
Irving, TX	0:10:42
Columbia, MO	0:15:38
Coral Springs, FL	0:07:05
Edmond, OK	0:04:32
Fort Collins, CO	0:10:08
Fremont, CA	0:28:00
Garland, TX	0:07:23
Grand Prairie, TX	0:10:10
Henderson, NV	0:08:27
Lawrence, KS	0:04:37
Lincoln, NE	0:06:00
Naperville, IL	0:07:00
Norman, OK	0:10:36
Olathe, KS	0:06:25
Overland Park, KS	0:08:59
Plano, TX	0:09:14
Richardson, TX	0:04:49
Rochester, MN	0:07:16
Reno, NV	0:15:32
Average	0:10:01



Calls For Service

Median Response Time - Priority 3 Calls

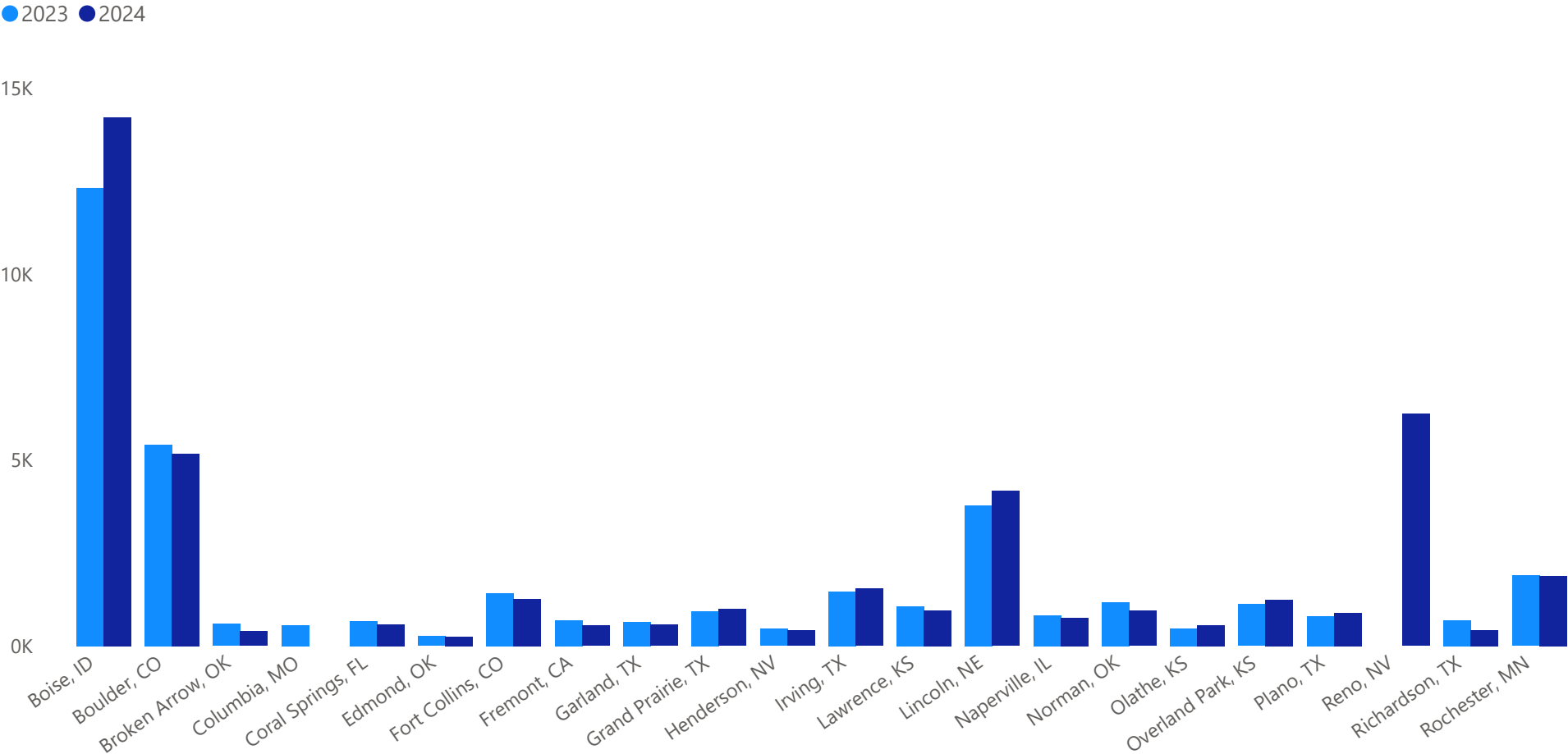
City	2024
Boise, ID	0:45:12
Boulder, CO	0:14:37
Broken Arrow, OK	0:08:30
Cedar Rapids, IA	0:10:22
Irving, TX	0:19:38
Columbia, MO	0:18:55
Coral Springs, FL	0:05:08
Edmond, OK	0:16:50
Fort Collins, CO	0:21:16
Fremont, CA	1:02:39
Garland, TX	0:11:34
Grand Prairie, TX	0:15:09
Henderson, NV	0:12:57
Lawrence, KS	0:05:15
Lincoln, NE	0:09:00
Naperville, IL	0:12:00
Norman, OK	0:08:41
Olathe, KS	0:03:57
Overland Park, KS	0:12:33
Plano, TX	0:10:14
Richardson, TX	0:04:14
Rochester, MN	0:14:04
Reno, NV	1:12:58
Average	0:18:40



Mental Health

How Many Calls Did Your Department Respond to Involving a Person in Mental Health Crisis? *

City Name	2023	2024
Boise, ID	12,316	14,212
Boulder, CO	5,416	5,162
Broken Arrow, OK	590	394
Columbia, MO	558	
Coral Springs, FL	665	575
Edmond, OK	259	251
Fort Collins, CO	1,423	1,268
Fremont, CA	693	545
Garland, TX	641	572
Grand Prairie, TX	938	989
Henderson, NV	462	418
Irving, TX	1,468	1,539
Lawrence, KS	1,066	949
Lincoln, NE	3,781	4,162
Naperville, IL	826	759
Norman, OK	1,178	943
Olathe, KS	471	563
Overland Park, KS	1,124	1,248
Plano, TX	803	896
Reno, NV		6,236
Richardson, TX	686	424
Rochester, MN	1,895	1,884
Average	1,774	2,095



*Mental Health Crisis - Crisis being the legal/medical term for a person that we are authorized to take into custody for a mental health evaluation.

Mental Health

How Many Calls for Service Did You Respond To That Involve a Mental Health Consumer?

City Name	2023	2024
Cedar Rapids, IA	1,465.00	1615
Columbia, MO	353.00	
Coral Springs, FL	306.00	252
Edmond, OK	419.00	434
Grand Prairie, TX	5,975.00	2768
Irving, TX	318.00	378
Naperville, IL	826.00	759
Norman, OK	1,178.00	5242
Olathe, KS	2,495.00	3232
Overland Park, KS	5,549.00	4553
Plano, TX	1,812.00	1691
Richardson, TX	686.00	424

2023 2024

6K

5K

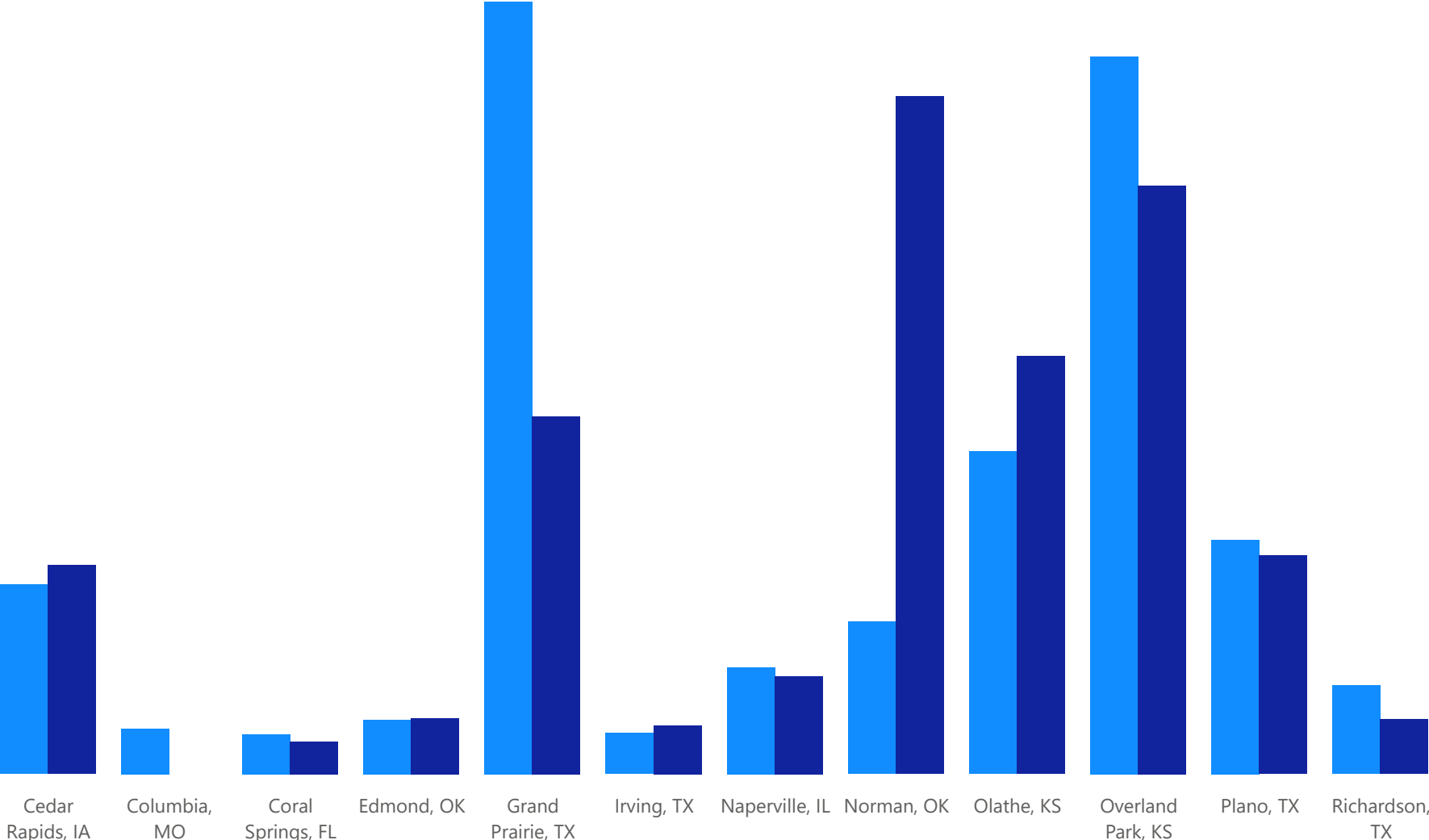
4K

3K

2K

1K

0K

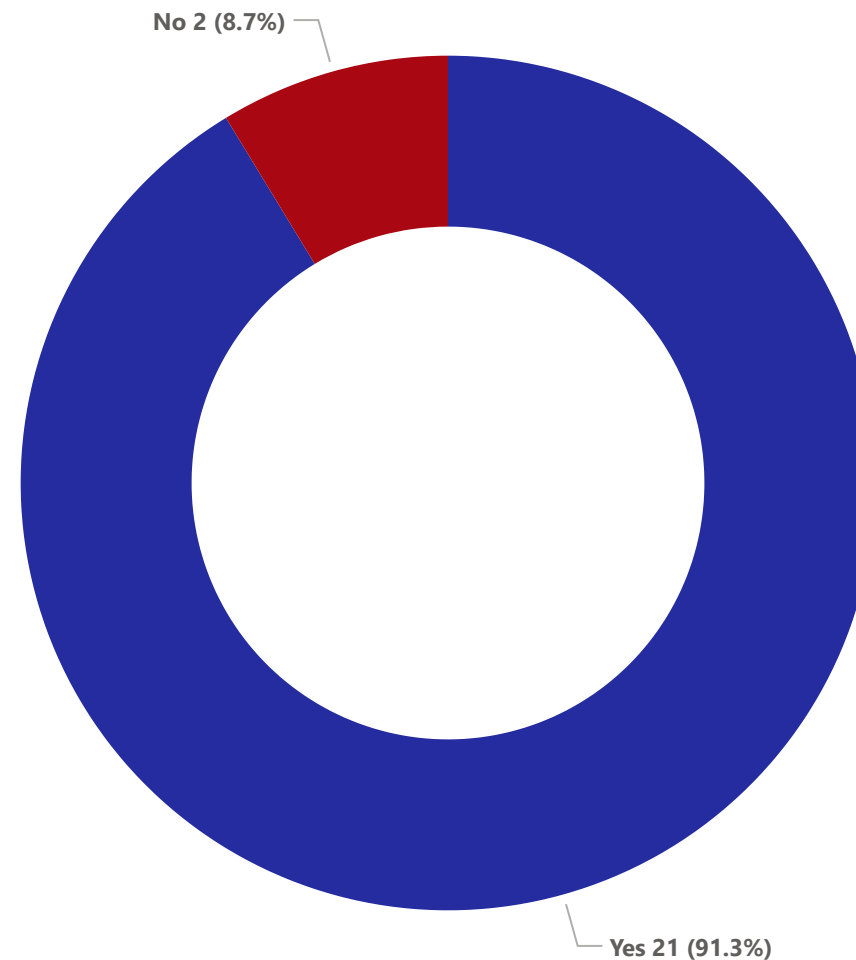


Average 1,782 1,941

Mental Health

Do You Have a CIT (Crisis Intervention Team) Program At Your Department?

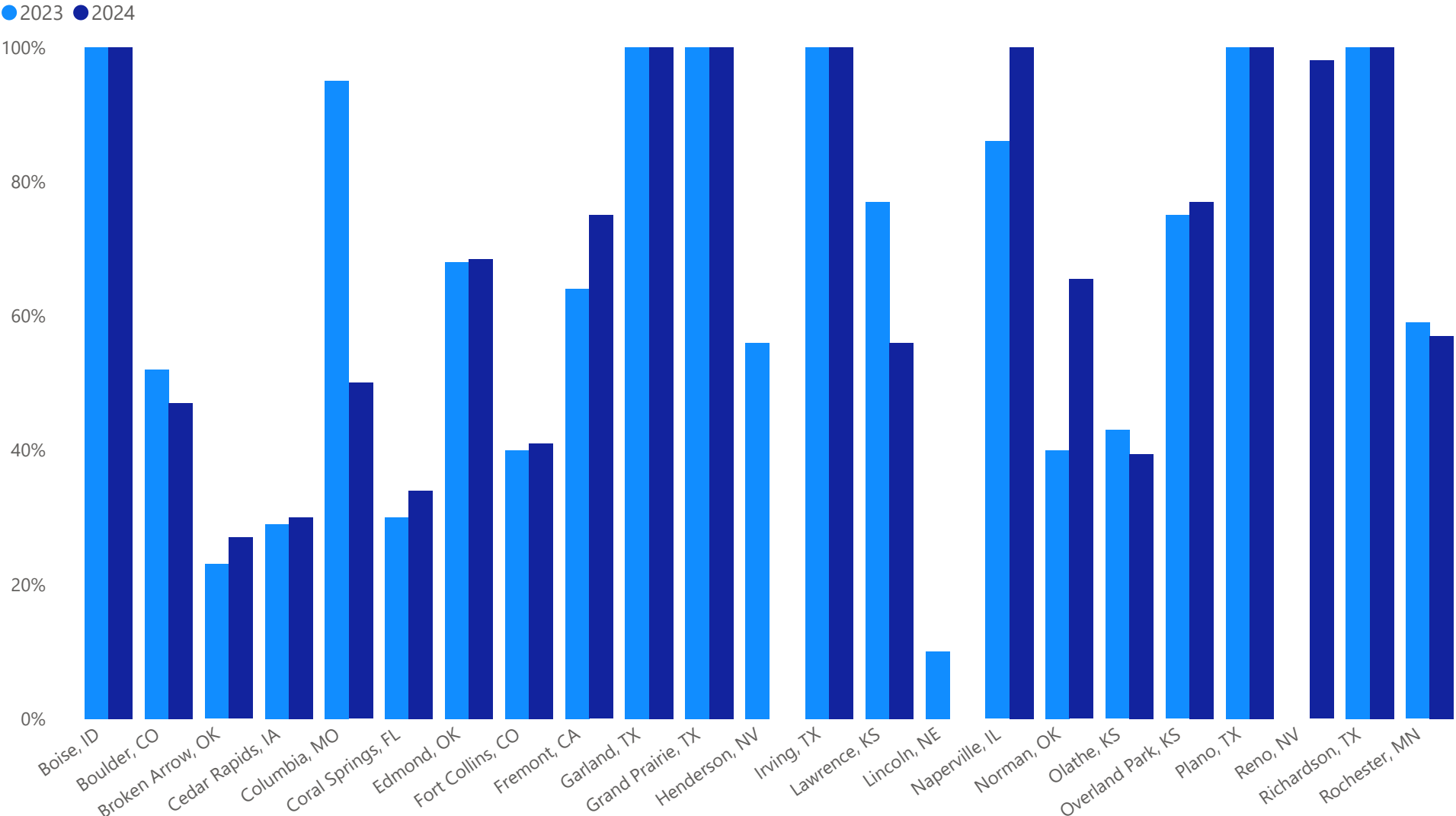
City Name	CIT
Boise, ID	Yes
Boulder, CO	Yes
Broken Arrow, OK	Yes
Cedar Rapids, IA	Yes
Columbia, MO	Yes
Coral Springs, FL	Yes
Edmond, OK	Yes
Fort Collins, CO	Yes
Fremont, CA	Yes
Garland, TX	Yes
Grand Prairie, TX	Yes
Henderson, NV	Yes
Irving, TX	Yes
Lawrence, KS	Yes
Lincoln, NE	No
Naperville, IL	Yes
Norman, OK	No
Olathe, KS	Yes
Overland Park, KS	Yes
Plano, TX	Yes
Reno, NV	Yes
Richardson, TX	Yes
Rochester, MN	Yes



Mental Health

What Percentage of Your Officers Are CIT Trained?

City Name	2023	2024
Boise, ID	100%	100%
Boulder, CO	52%	47%
Broken Arrow, OK	23%	27%
Cedar Rapids, IA	29%	30%
Columbia, MO	95%	50%
Coral Springs, FL	30%	34%
Edmond, OK	68%	68%
Fort Collins, CO	40%	41%
Fremont, CA	64%	75%
Garland, TX	100%	100%
Grand Prairie, TX	100%	100%
Henderson, NV	56%	0%
Irving, TX	100%	100%
Lawrence, KS	77%	56%
Lincoln, NE	10%	
Naperville, IL	86%	100%
Norman, OK	40%	65%
Olathe, KS	43%	39%
Overland Park, KS	75%	77%
Plano, TX	100%	100%
Reno, NV		98%
Richardson, TX	100%	100%
Rochester, MN	59%	57%
Average	66%	67%



Mental Health

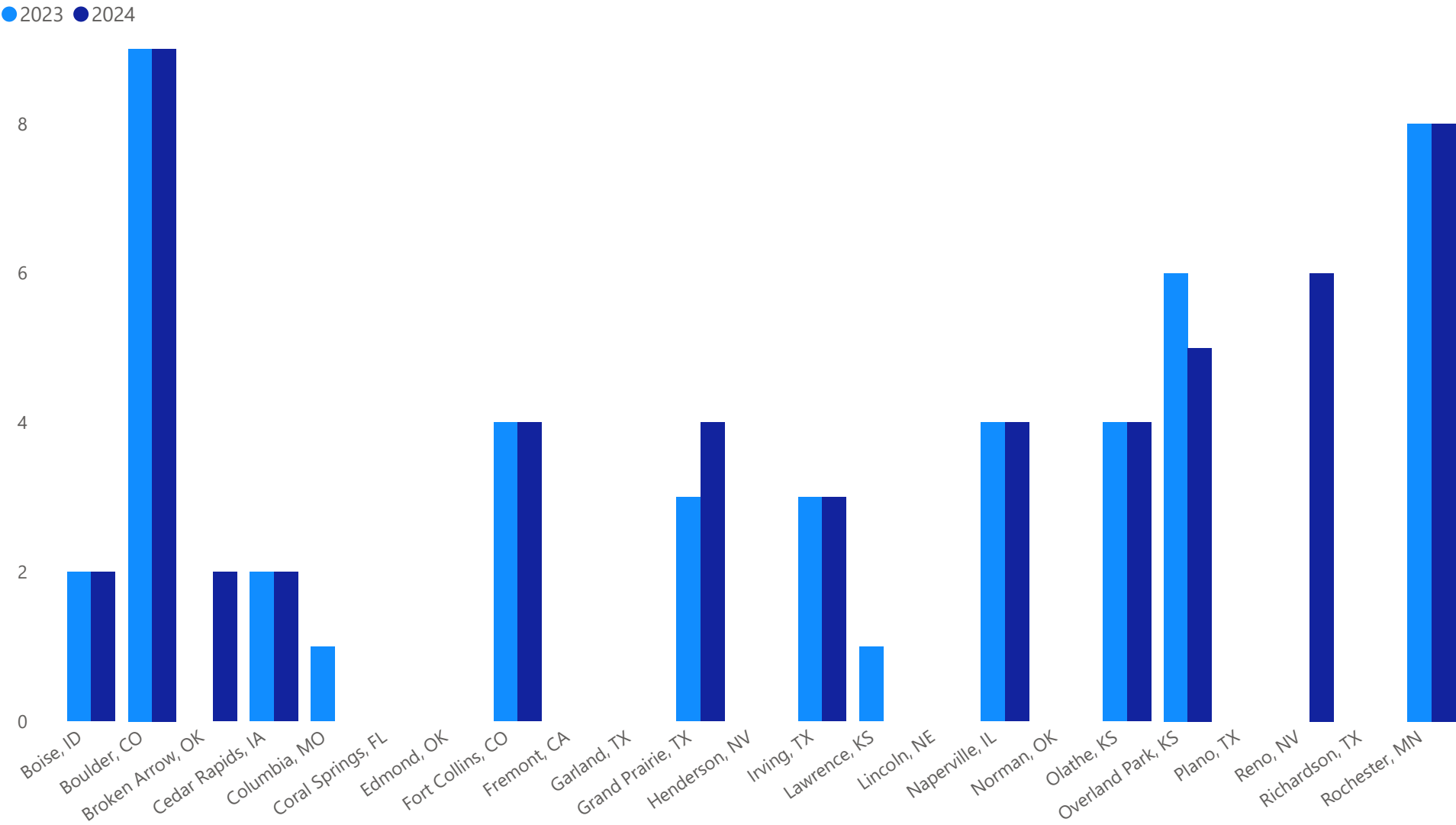
What Wellness Initiatives Does Your Agency Have For Your Officers?

City Name	What wellness initiatives does your agency have for your officers?
Grand Prairie, TX	Yoga for first responders, 2 mental health clinicians in the department, grant funded trainings on wellness topics, grant funded money for counseling, physical fitness programs such as ju jit su, financial planning assistance, robust chaplain program
Rochester, MN	Training and Family: Emotional Wellness for LE (Police1), BreechPoint training for officer and family (x2), RPD Family Academy at end of each academy, FROGS (Family Resource Group), Chaplain Service;
Henderson, NV	The Henderson Police Department, in collaboration with the Wellness Center for the City of Henderson, fosters a culture of promoting health and wellness for our Henderson Police Department employees. The Wellness Center provides several paths to increase knowledge in overall Health and Wellness as applicable to our law enforcement and civilian police department family. It is the goal of the Henderson Police Department to promote healthy living through education and resources for the 5 main domains of wellness: 1. Mental/Emotional 2. Physical/Nutritional 3. Social/Cultural 4. Financial Health, and 5. Fulfillment/Purpose. HPD values Officers whole person fitness and is committed to being proactive in this arena. Currently, the Henderson Police Department has one (1) full time Health and Wellness officer whose focus is primarily Physical/Exercise, Dietary, and Financial Wellness. Additionally, HPD has two (2) full time Lifeline (peer support) Coordinator's and sixteen (16) peer support volunteers, whose primary focus is the mental health and wellbeing of our Henderson Police Department employees. And finally, the program has 2 mental health professionals dedicated to support the Lifeline programmatic development, support officers and their family's well-being, and to continue to combat the stigma surrounding seeking assistance for mental health issues that officers face. The peer support volunteers are comprised of sworn police officers, corrections officers, dispatchers/communications employees, victim advocates, civilian employees, and chaplains. Lifeline services are available on a 24/7 basis in the event a personal or work-related crisis occurs, making access to resources and services available to all employees. Both sections of the wellness program offer education, resources, referrals, and other modalities to assist with multiple facets of wellbeing, mental health, self-care, and promote resiliency for our employees.
Boise, ID	Per contract we are not currently able to provide monetary gain. We did however create a wellness committee in 2021 and recieved a wellness grant were we brought some programs to help wellness like sleep training, yoga for first responders, and more. Wellness is one of the 3 priorities our department has for the next 2 years as part of our Commanders' Intent.
Boulder, CO	Peer Support, Wellness Team, Chaplain Service, Employment Assistance Program (EAP)
Lawrence, KS	Peer Support, Physical Fitness Program, Culturally competant therapist, Wellness App, Calm App, Family Suprt Group, Chaplins.
Fremont, CA	Peer Support, Flex hour (exercise), updated gym, personal training, Cordico app, towel/water service, micro market, coffee for briefings, sunscreen/sanitizer, BBQ/Blackstones, Blood work/carotid scan (Sigma Tactical Wellness), speakers/books, fun holiday events, lactation room, walking shelter dogs, fitness challenges
Cedar Rapids, IA	Peer Support program, Union covers 6 therapy sessions per year, gym at the department that they can use up to 3x per week on duty
Richardson, TX	Peer Support Comprehensive Health and Fitness Assessment
Olathe, KS	participation incentives throughout the year for being involved in mental, physical, social, financial areas.
Reno, NV	On duty workout options, Peer Support for Officer Mental Health, Chaplian program for spiratual health, and tuition re-inbursement for approved gyms.
Norman, OK	N/A
Plano, TX	Life Scan, EAP, Peer Support, Manadatory Physical Fitness Test (Award Time Incentives), Mandatory Wellness Checks with FIRST Therapist
Edmond, OK	Licensed Professional Counselor on staff and employee wellness program.
Naperville, IL	In house peer support, We Never Walk Alone (outside vendor)
Fort Collins, CO	Fitness testing and mental health check ins for award time, free nutrition assistance, free preventative care visits, free fitness program assistance
Irving, TX	First Responder Wellness Unit, Peer Support, Fitness Program/Incentive, EAP, Working out on duty
Coral Springs, FL	Employee Assistance Program, Behavioral Health Access Program (Peer Support, CISM, Clinician Response Team, Chaplaincy, Addiction/Recovery), Employee Clinic, Health Coach, free membership to City fitness facilities, Wellness Rewards programs
Columbia, MO	EAP, peer support
Broken Arrow, OK	EAP, On-site gym and gym discounts, first responder support services and peer support
Lincoln, NE	Codico App, EAP, Peer Support, First Responders Foundation
Garland, TX	CISM/Peer Support, Group interventions, mentoring, professional support through the Baylor Medical system/HR, our EAP, and our Behavioral Health Resources Unit. Regular Wellness Checks, Lunch-and-learns and innovations, including experimental and cutting-edge collaboration with area professionals and academics. Wellness and Recovery Room including physical and mental recovery tools and training. Ongoing Training and connections with regional, state and national peer groups and support programs.
Overland Park, KS	(26) Members Peer Support Team, (10) Members Chaplain Team, (1) Therapy Dog, Access to counseling, wellness visits, equine therapy, retreats, and suicide prevention education through the LEMHWA grant. Other services within the city (EAP). (2) Quiet Rooms. workout facilities. massane chair access. resiliency training

Mental Health

How Many Co-Responders Do You Have?

City Name	2023	2024
Boise, ID	2	2
Boulder, CO	9	9
Broken Arrow, OK		2
Cedar Rapids, IA	2	2
Columbia, MO	1	
Coral Springs, FL	0	
Edmond, OK	0	0
Fort Collins, CO	4	4
Fremont, CA	0	0
Garland, TX	0	0
Grand Prairie, TX	3	4
Henderson, NV	0	
Irving, TX	3	3
Lawrence, KS	1	0
Lincoln, NE	0	
Naperville, IL	4	4
Norman, OK	0	
Olathe, KS	4	4
Overland Park, KS	6	5
Plano, TX	0	
Reno, NV		6
Richardson, TX	0	0
Rochester, MN	8	8
Average	2	3



Mental Health

If You Have Co-Responders, Who Pays For Them?

City Name	If you have Co-Responders, who pays for them?
Boise, ID	The Department
Boulder, CO	City funding and Federal Grants
Broken Arrow, OK	These individuals are funded through Opioid Abatement funds
Cedar Rapids, IA	The Police Department pays the non-profit entity they are employed by. The non-profit pays them.
Columbia, MO	N/A
Coral Springs, FL	N/A
Edmond, OK	NA
Fort Collins, CO	UCHealth (Not-For-Profit Healthcare System)
Fremont, CA	NA
Garland, TX	0
Grand Prairie, TX	[2 clinician - city] [2 clinicians-Grant]
Henderson, NV	N/A
Irving, TX	Grant & General Department Budget
Lawrence, KS	NA
Lincoln, NE	NA
Naperville, IL	Us
Norman, OK	N/A
Olathe, KS	Police Dept, Grant Funding
Overland Park, KS	The City of Overland Park pays for the Co-Responders under an agreement with the Johnson County Mental Health Center.
Plano, TX	N/A
Reno, NV	City of Reno
Richardson, TX	0
Rochester, MN	County

Mental Health

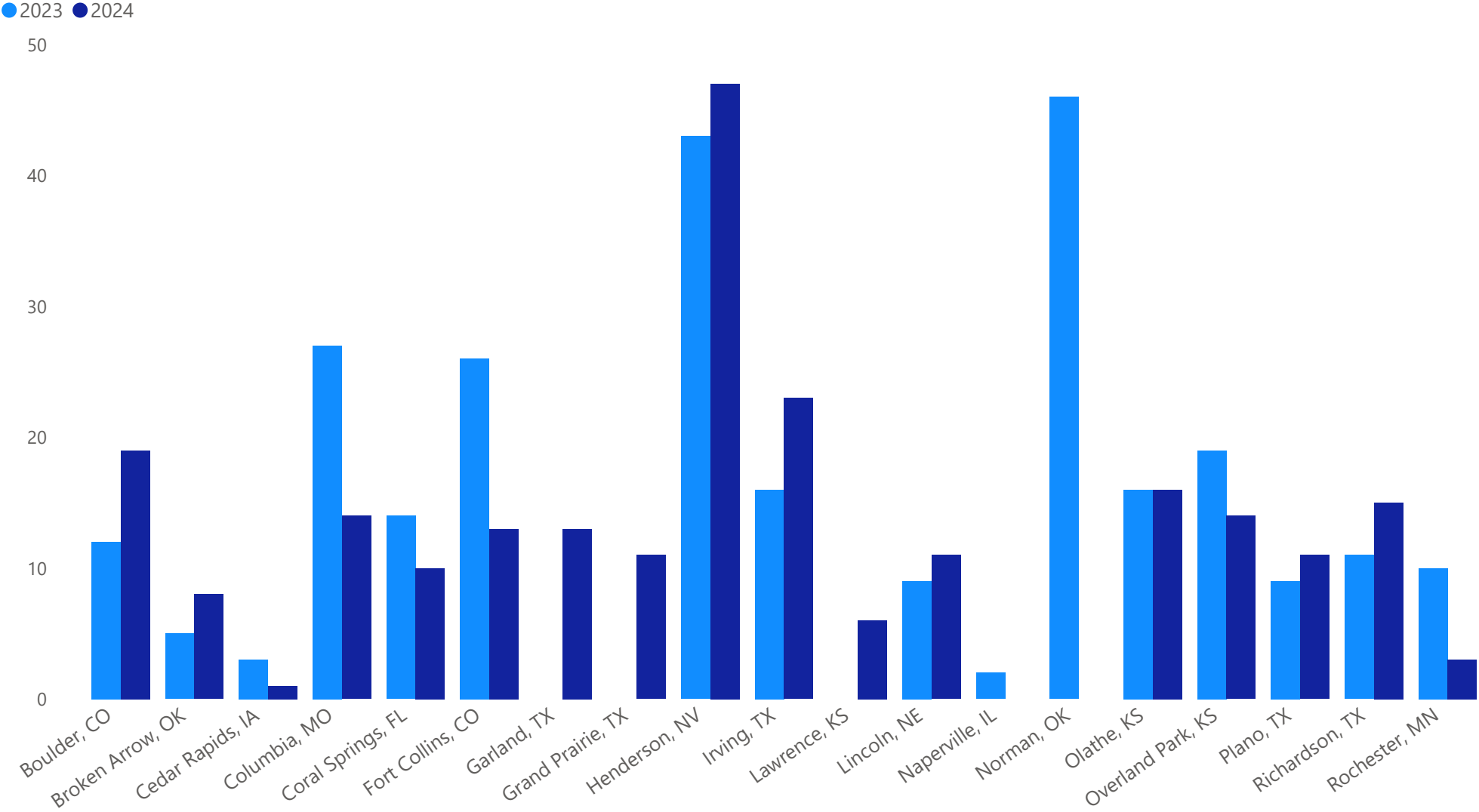
If You Have Co-Responders, What Are Their Uses?

City Name	If you have Co-Responders, what are their uses?
Boise, ID	Guides the Behavioral Health Program strategies and policies for the Boise Police Department (BPD). Coordinates and collaborates with community partners to facilitate the delivery of mental health services to those facing a mental health crisis. Oversees BPD's behavioral health program, builds and maintains strong relationships, coordinates resources and ensures program sustainability.
Boulder, CO	Crisis intervention, de-escalation, referral to treatment, connect people to community resources and mental health treatment, case management, alternative response without officers
Broken Arrow, OK	Mental Health Assessments, Case coordination and referrals, crisis stabilization and de-escalation, documentation for health records and possible review of records, collaborative work with Fire Department embedded Family and Children Services Coordinator and BAPD Victim Advocates.
Cedar Rapids, IA	They are paired fulltime with a permanent partner officer. They respond to calls or do follow-up with citizens as needed/requested.
Columbia, MO	case management, follow up visits
Coral Springs, FL	N/A
Edmond, OK	NA
Fort Collins, CO	Prevention, Intervention, Postvention
Fremont, CA	NA
Garland, TX	0
Grand Prairie, TX	Complete follow ups post mental health crisis, connect to resources, in progress call assistance with appropriate diversion, assist homeless population, follow up on group home referrals
Henderson, NV	N/A
Irving, TX	Clinicians respond with officers to calls involving mental health consumers and conduct field assessments to determine if referrals for additional services are needed.
Lawrence, KS	NA
Lincoln, NE	NA
Naperville, IL	Mobile CIT response, MH call follow up
Norman, OK	N/A
Olathe, KS	Response to 911 calls, mental health outreach, follow up, assessments, system navigation, problem solving, grief and trauma outreach.
Overland Park, KS	Respond to 911 calls and conduct follow-up outreach based on calls for service. Conduct over the phone follow-up, and in the field assessments. Complete commitment paperwork, provide resources, education, and documentation. Assist with training for PD staff and community presentations.
Plano, TX	N/A
Reno, NV	Most clinicians are responsible for providing the highest level of mental health assistance to members in the community, they are the front line response to those in mental health crisis.
Richardson, TX	0
Rochester, MN	Mental and Chemical Health, Substance Abuse, Homelessness, Recovery

Mental Health

Number of Heroin/Opioid Deaths Verified in the Calendar Year

City Name	2023	2024
Boulder, CO	12	19
Broken Arrow, OK	5	8
Cedar Rapids, IA	3	1
Columbia, MO	27	14
Coral Springs, FL	14	10
Fort Collins, CO	26	13
Garland, TX		13
Grand Prairie, TX		11
Henderson, NV	43	47
Irving, TX	16	23
Lawrence, KS		6
Lincoln, NE	9	11
Naperville, IL	2	0
Norman, OK	46	
Olathe, KS	16	16
Overland Park, KS	19	14
Plano, TX	9	11
Richardson, TX	11	15
Rochester, MN	10	3
Average	17	13

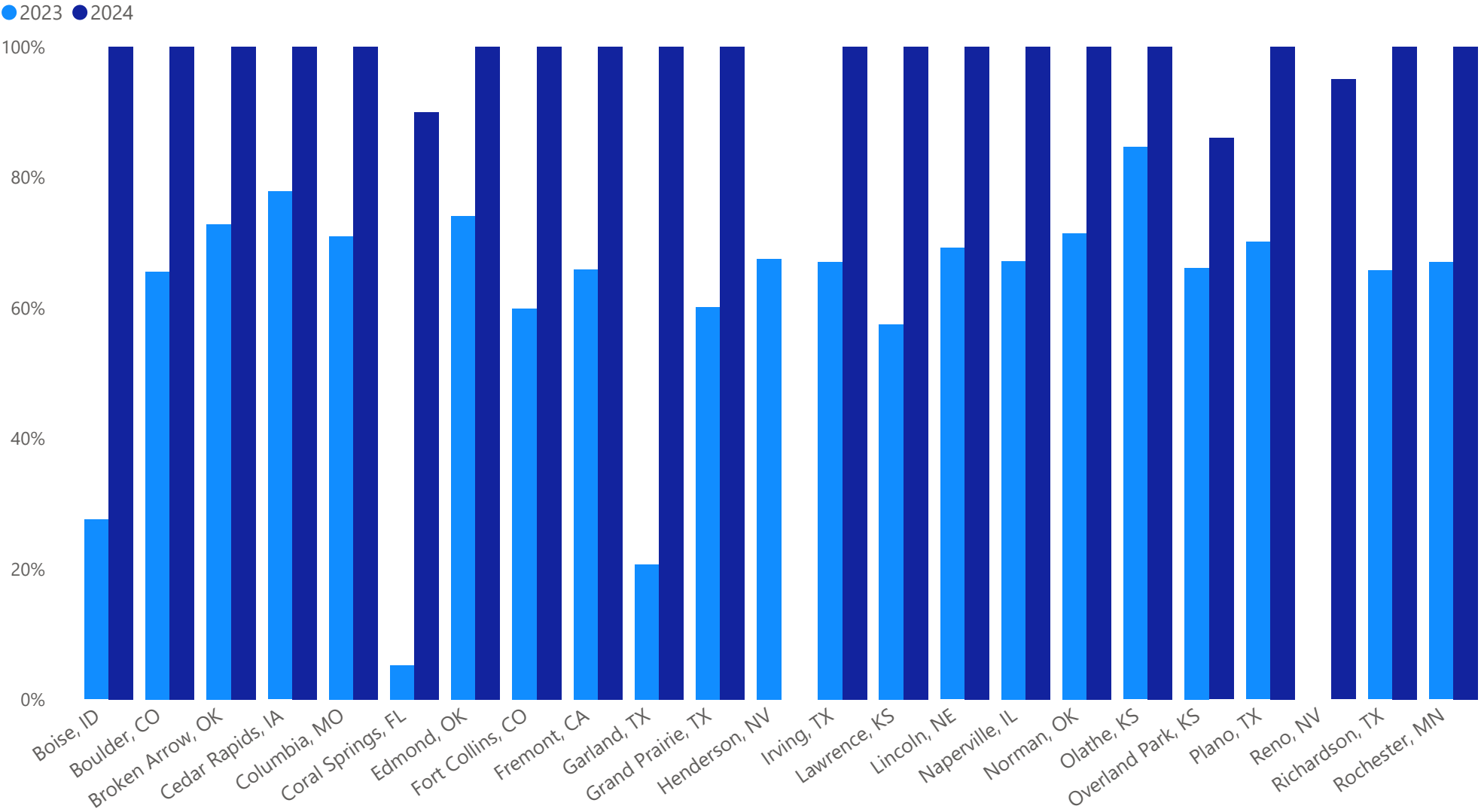


Mental Health

Percentage of Officers Trained and Equipped to Use Medication Commonly Used to Block the Effects of Opioids

City Name	2023	2024
Boise, ID	28%	100%
Boulder, CO	66%	100%
Broken Arrow, OK	73%	100%
Cedar Rapids, IA	78%	100%
Columbia, MO	71%	100%
Coral Springs, FL	5%	90%
Edmond, OK	74%	100%
Fort Collins, CO	60%	100%
Fremont, CA	66%	100%
Garland, TX	21%	100%
Grand Prairie, TX	60%	100%
Henderson, NV	67%	0%
Irving, TX	67%	100%
Lawrence, KS	57%	100%
Lincoln, NE	69%	100%
Naperville, IL	67%	100%
Norman, OK	71%	100%
Olathe, KS	85%	100%
Overland Park, KS	66%	86%
Plano, TX	70%	100%
Reno, NV		95%
Richardson, TX	66%	100%
Rochester, MN	67%	100%

Average62%94%

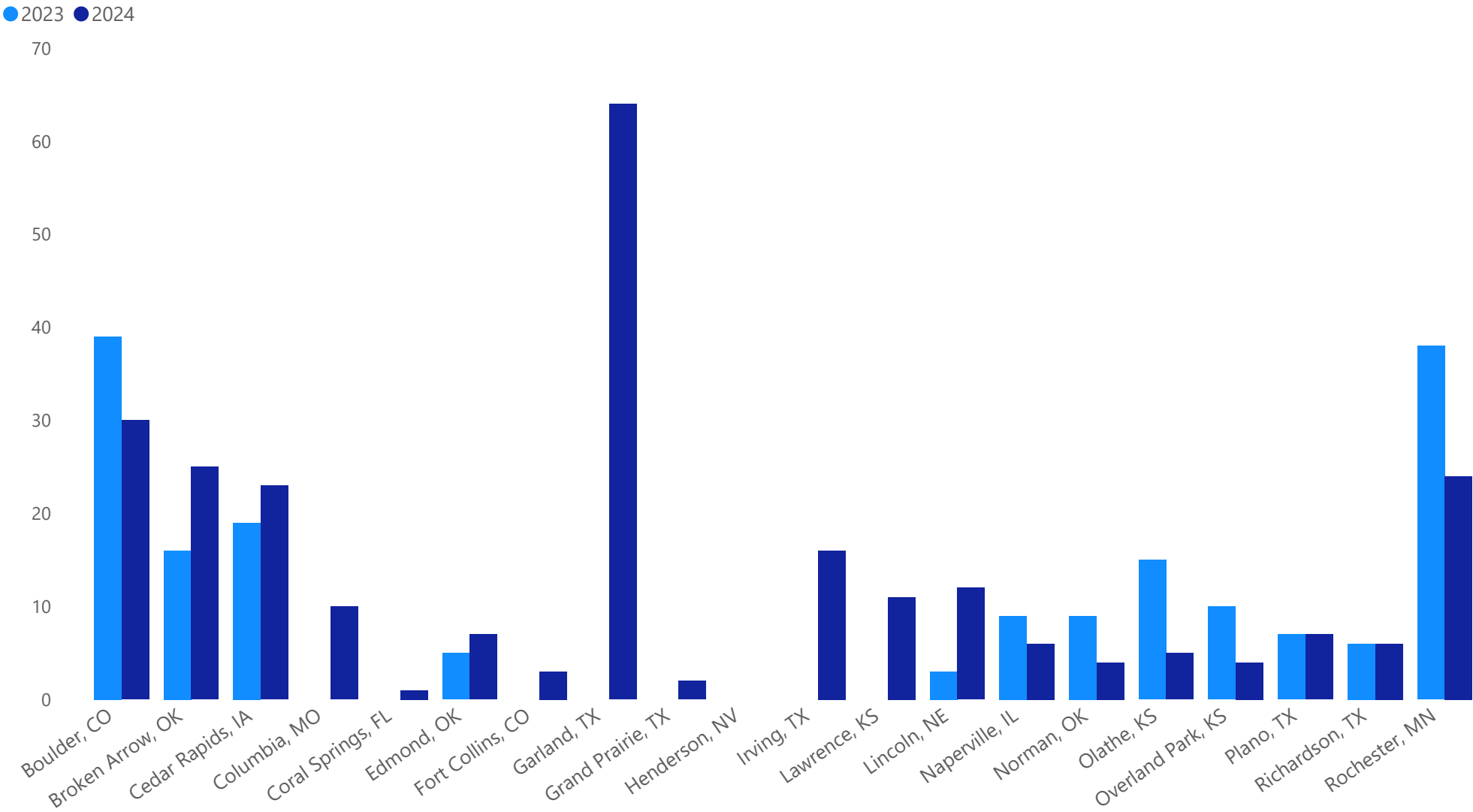


Mental Health

Number of Saves by Officer Administered Medication

City Name	2023	2024
Boulder, CO	39	30
Broken Arrow, OK	16	25
Cedar Rapids, IA	19	23
Columbia, MO		10
Coral Springs, FL		1
Edmond, OK	5	7
Fort Collins, CO		3
Garland, TX		64
Grand Prairie, TX		2
Henderson, NV		0
Irving, TX		16
Lawrence, KS		11
Lincoln, NE	3	12
Naperville, IL	9	6
Norman, OK	9	4
Olathe, KS	15	5
Overland Park, KS	10	4
Plano, TX	7	7
Richardson, TX	6	6
Rochester, MN	38	24

Average1513



Officer Injuries and Training

Top 3 Causes of Officer Injury

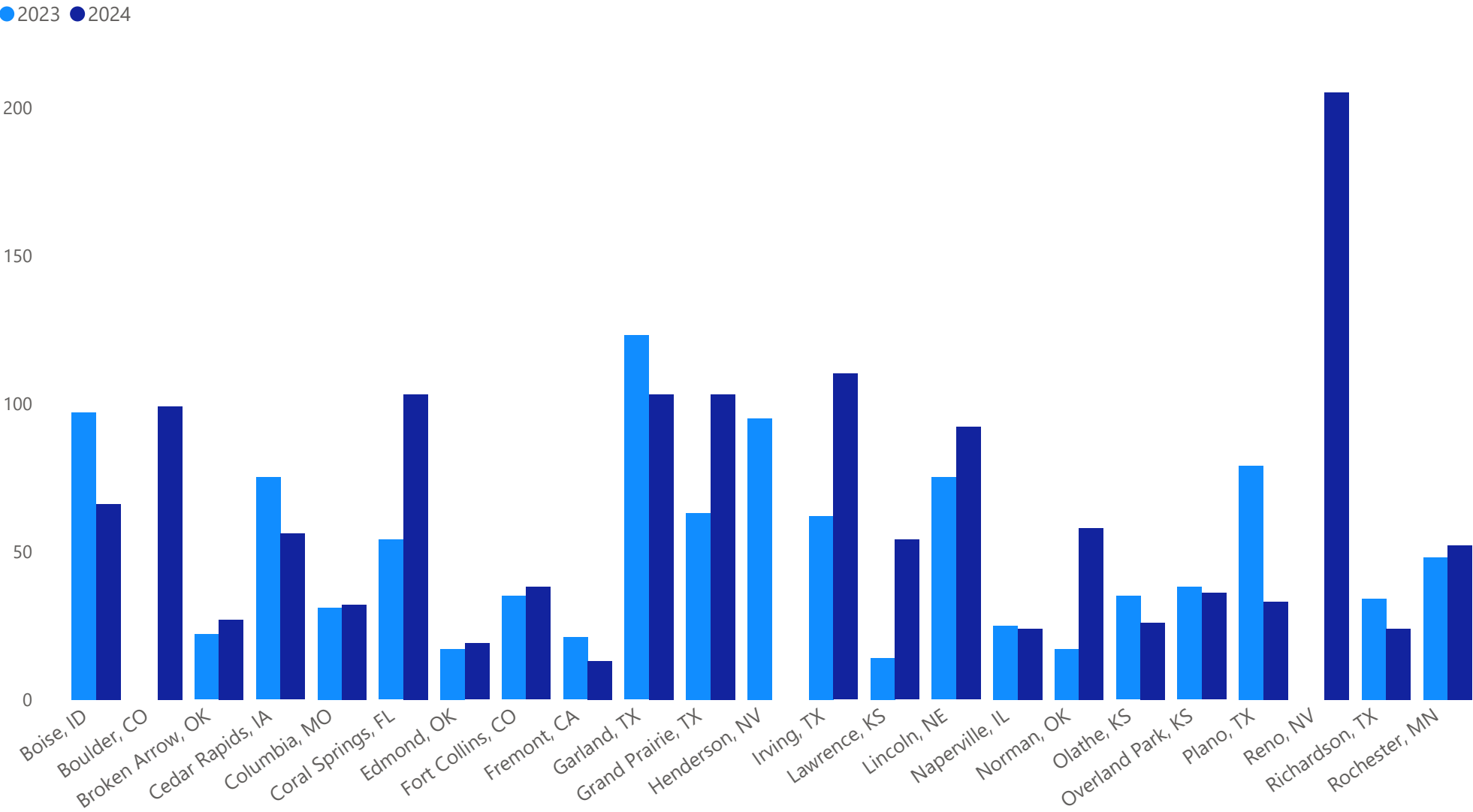
City Name	#1	#2	#3
Boise, ID	Training	Struggling with Suspect	Other
Boulder, CO	Patrol Incidents	Training	Miscellaneous
Broken Arrow, OK	Struggling with Suspect	Training	Foot Pursuits
Cedar Rapids, IA	Struggling with Suspect	Training	Traffic Crashes
Columbia, MO	Patrol Incidents	Foot Pursuits	Traffic Crashes
Coral Springs, FL	Struggling with Suspect	Potential Exposures to Pathogens	Other
Edmond, OK	Potential Exposures to Pathogens	Struggling with Suspect	Training
Fort Collins, CO	Routine Duties	Struggling with Suspect	Training
Fremont, CA	Struggling with Suspect	Physical Fitness	Physical Training
Garland, TX	Struggling with Suspect	Traffic Crashes	Foot Pursuits
Grand Prairie, TX	Struggling with Suspect	Physical Training	Other
Henderson, NV			
Irving, TX	Responding to Call	Training	Struggling with Suspect
Lawrence, KS	Struggling with Suspect	Training	Slip and Fall
Lincoln, NE	Struggling with Suspect	Other	Other
Naperville, IL	Struggling with Suspect	Training	Slip and Fall
Norman, OK	Physical Fitness	Struggling with Suspect	Physical Training
Olathe, KS	Struggling with Suspect	Physical Training	Potential Exposures to Pathogens
Overland Park, KS	Training	Other	Slip and Fall
Plano, TX	Struggling with Suspect	Responding to Call	Physical Training
Reno, NV	Struggling with Suspect	Patrol Incidents	Routine Duties
Richardson, TX	Routine Duties	Training	Struggling with Suspect
Rochester, MN	Struggling with Suspect	Potential Exposures to Pathogens	Training

Officer Injuries and Training

Number of Officers Injured on Duty

City Name	2023	2024
Boise, ID	97	66
Boulder, CO		99
Broken Arrow, OK	22	27
Cedar Rapids, IA	75	56
Columbia, MO	31	32
Coral Springs, FL	54	103
Edmond, OK	17	19
Fort Collins, CO	35	38
Fremont, CA	21	13
Garland, TX	123	103
Grand Prairie, TX	63	103
Henderson, NV	95	0
Irving, TX	62	110
Lawrence, KS	14	54
Lincoln, NE	75	92
Naperville, IL	25	24
Norman, OK	17	58
Olathe, KS	35	26
Overland Park, KS	38	36
Plano, TX	79	33
Reno, NV		205
Richardson, TX	34	24
Rochester, MN	48	52

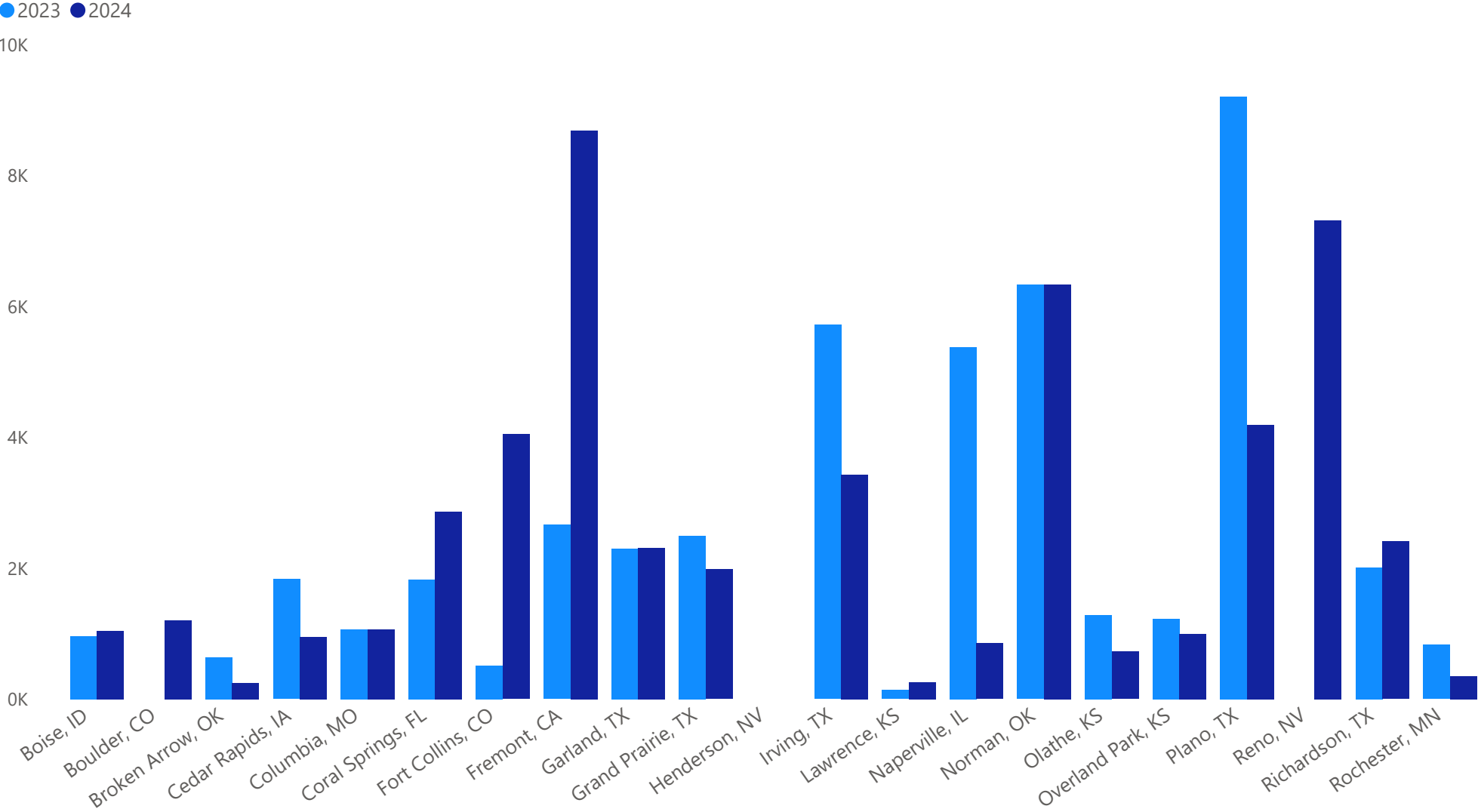
Average	50	60
---------	----	----



Officer Injuries and Training

Hours Lost to On Duty Injuries

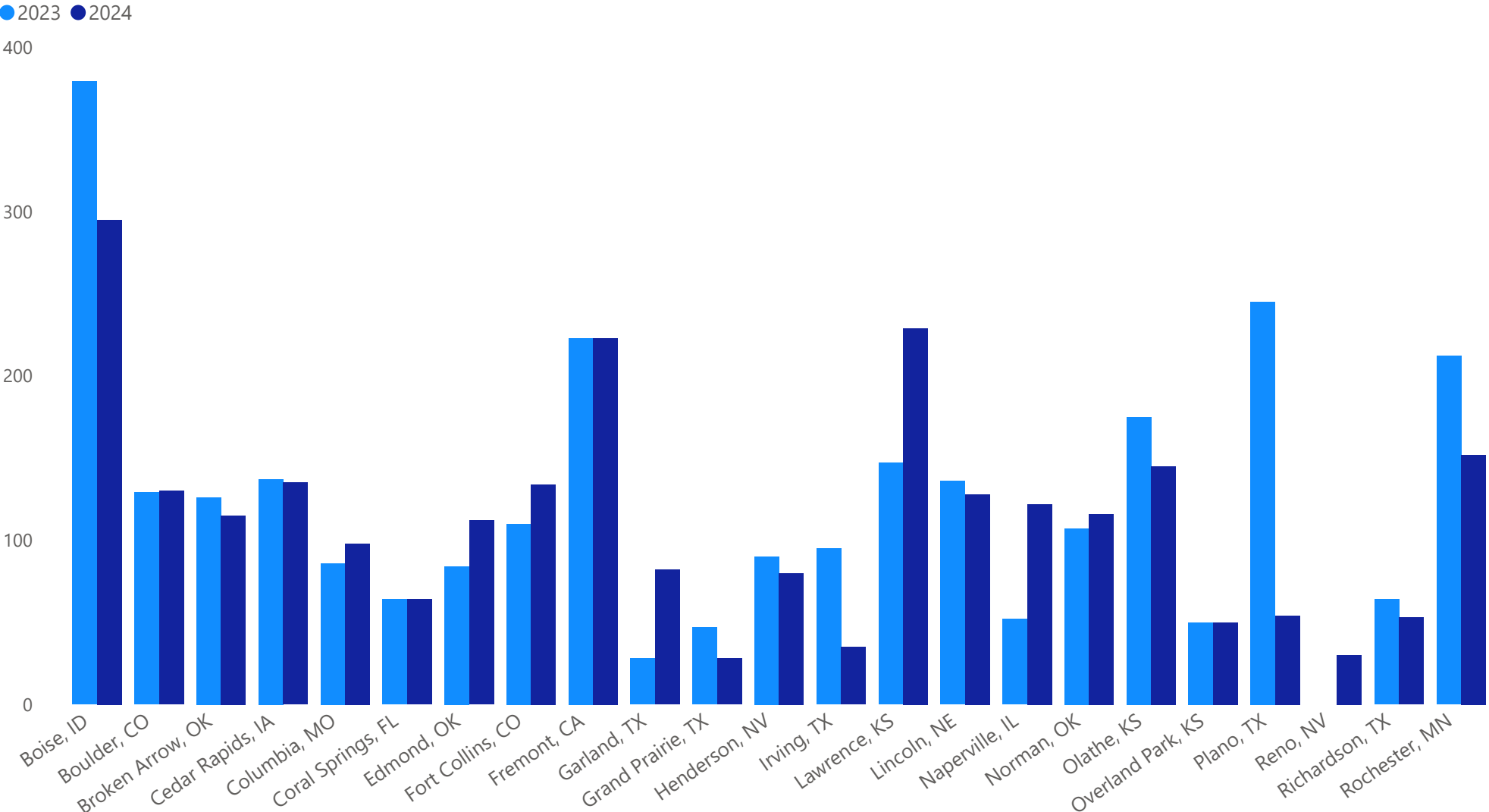
City Name	2023	2024
Boise, ID	961	1040
Boulder, CO		1206
Broken Arrow, OK	640	244
Cedar Rapids, IA	1832	950
Columbia, MO	1065	1066
Coral Springs, FL	1829	2860
Fort Collins, CO	515	4046
Fremont, CA	2662	8688
Garland, TX	2302	2307
Grand Prairie, TX	2498	1983
Henderson, NV		0
Irving, TX	5717	3431
Lawrence, KS	136	256
Naperville, IL	5376	852
Norman, OK	6326	6333
Olathe, KS	1283	725
Overland Park, KS	1224	992
Plano, TX	9204	4192
Reno, NV		7316
Richardson, TX	2012	2408
Rochester, MN	829	348
Average	2578	2440



Officer Injuries and Training

Average Number of Training Hours Received Annually

City Name	2023	2024
Boise, ID	379	295
Boulder, CO	129	130
Broken Arrow, OK	126	115
Cedar Rapids, IA	137	135
Columbia, MO	86	98
Coral Springs, FL	64	64
Edmond, OK	84	112
Fort Collins, CO	110	134
Fremont, CA	223	223
Garland, TX	28	82
Grand Prairie, TX	47	28
Henderson, NV	90	80
Irving, TX	95	35
Lawrence, KS	147	229
Lincoln, NE	136	128
Naperville, IL	52	122
Norman, OK	107	116
Olathe, KS	175	145
Overland Park, KS	50	50
Plano, TX	245	54
Reno, NV		30
Richardson, TX	64	53
Rochester, MN	212	152
Average	127	113

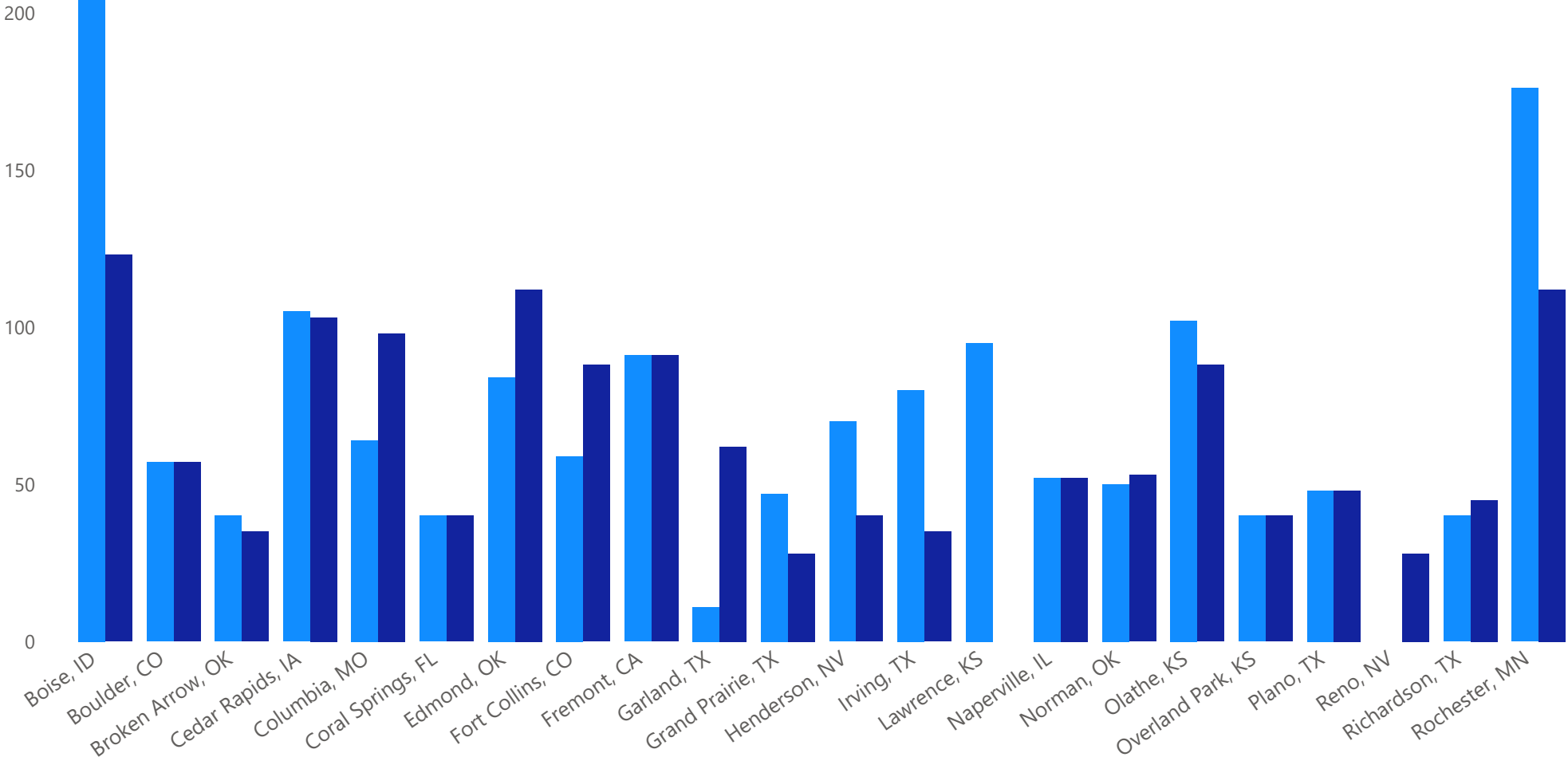


Officer Injuries and Training

In-House Training (Average # of Hours Per Officer)

City Name	2023	2024
Boise, ID	207	123
Boulder, CO	57	57
Broken Arrow, OK	40	35
Cedar Rapids, IA	105	103
Columbia, MO	64	98
Coral Springs, FL	40	40
Edmond, OK	84	112
Fort Collins, CO	59	88
Fremont, CA	91	91
Garland, TX	11	62
Grand Prairie, TX	47	28
Henderson, NV	70	40
Irving, TX	80	35
Lawrence, KS	95	
Naperville, IL	52	52
Norman, OK	50	53
Olathe, KS	102	88
Overland Park, KS	40	40
Plano, TX	48	48
Reno, NV		28
Richardson, TX	40	45
Rochester, MN	176	112
Average	74	66

2023 2024



Officer Injuries and Training

Formal Training (Average # of Hours per Officer)

City Name	2023	2024
Boise, ID	172	172
Boulder, CO	72	72
Broken Arrow, OK	86	80
Cedar Rapids, IA	32	31
Columbia, MO	22	
Coral Springs, FL	24	24
Edmond, OK		0
Fort Collins, CO	51	46
Fremont, CA	132	132
Garland, TX	17	21
Grand Prairie, TX		0
Henderson, NV	20	40
Irving, TX	15	40
Lawrence, KS	52	
Lincoln, NE	136	128
Norman, OK	57	63
Olathe, KS	73	57
Overland Park, KS	60	10
Plano, TX	197	14
Reno, NV		2
Richardson, TX	24	8
Rochester, MN	8	40
Average	66	49

2023 2024

200

150

100

50

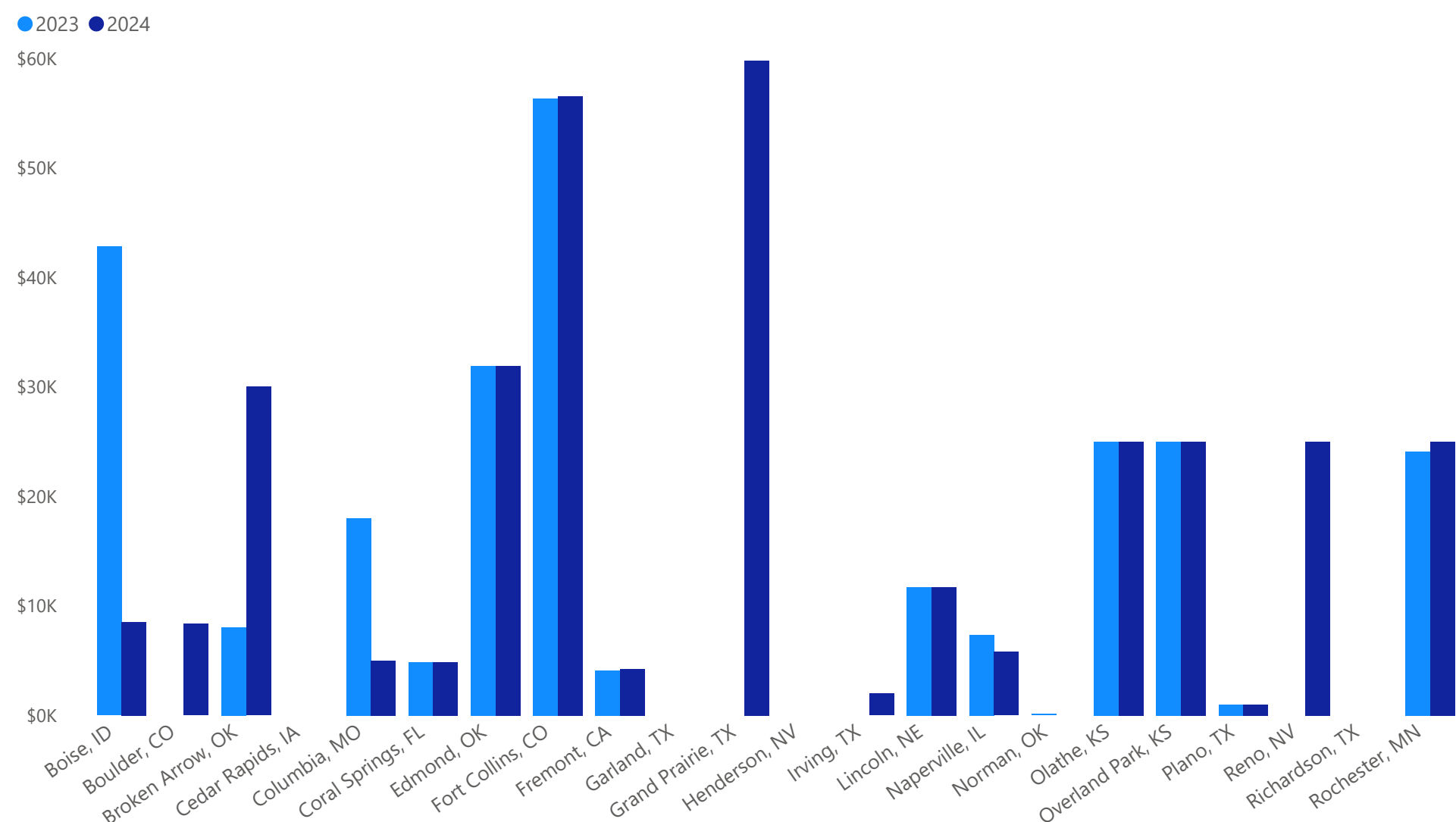
0



Officer Injuries and Training

Academy Cost per Recruit

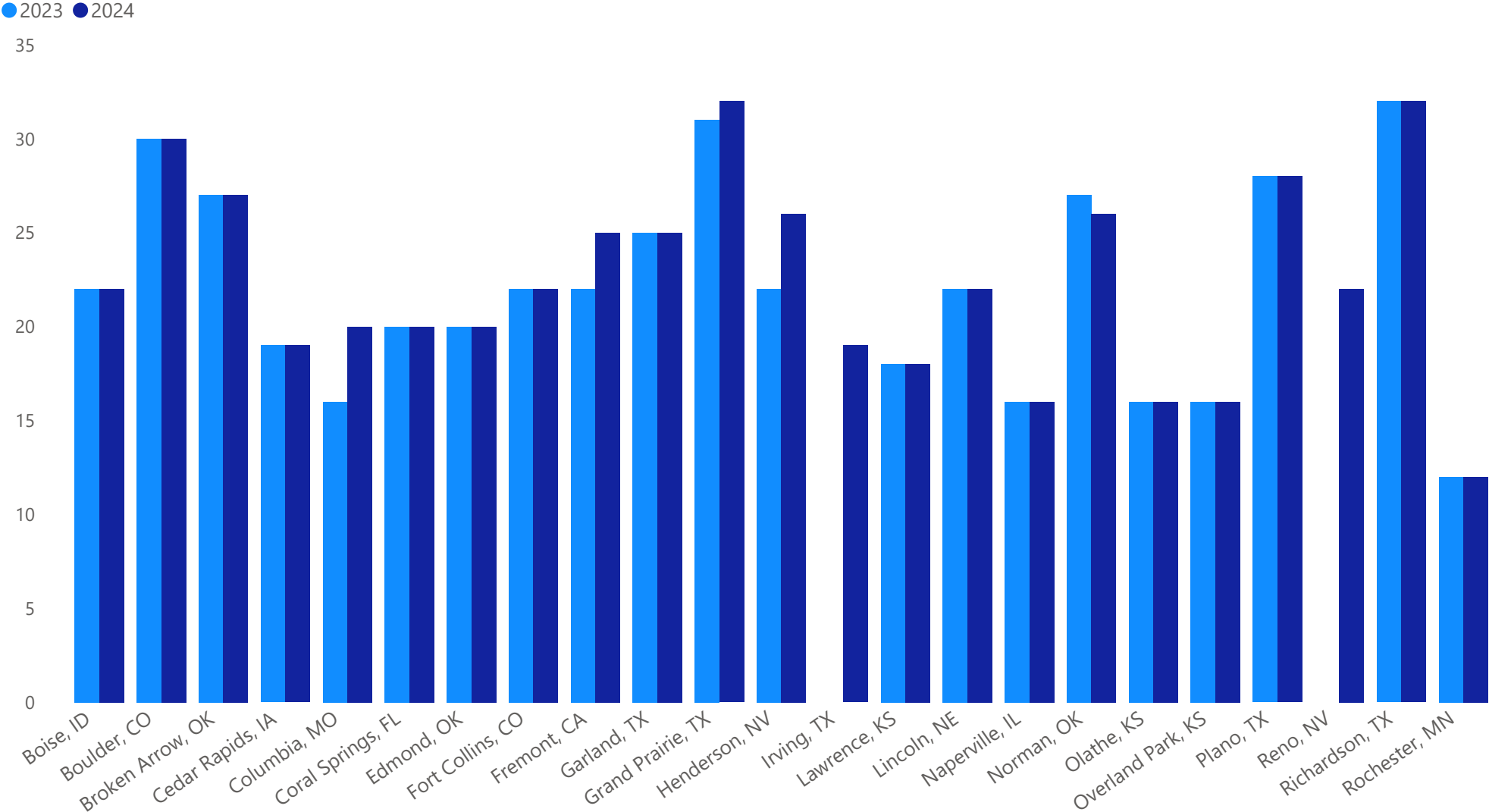
City Name	2023	2024
Boise, ID	\$42,809	\$8,519
Boulder, CO		\$8,350
Broken Arrow, OK	\$8,050	\$30,000
Cedar Rapids, IA		\$0
Columbia, MO	\$18,000	\$5,000
Coral Springs, FL	\$4,875	\$4,875
Edmond, OK	\$31,934	\$31,935
Fort Collins, CO	\$56,331	\$56,557
Fremont, CA	\$4,105	\$4,250
Garland, TX		\$0
Grand Prairie, TX		\$59,774
Henderson, NV		\$0
Irving, TX		\$2,000
Lincoln, NE	\$11,703	\$11,704
Naperville, IL	\$7,343	\$5,800
Norman, OK	\$125	\$0
Olathe, KS	\$25,000	\$25,000
Overland Park, KS	\$25,000	\$25,000
Plano, TX	\$1,000	\$1,000
Reno, NV		\$25,000
Richardson, TX		\$0
Rochester, MN	\$24,100	\$25,000
Average	\$18,598	\$14,989



Officer Injuries and Training

Academy Length in Weeks

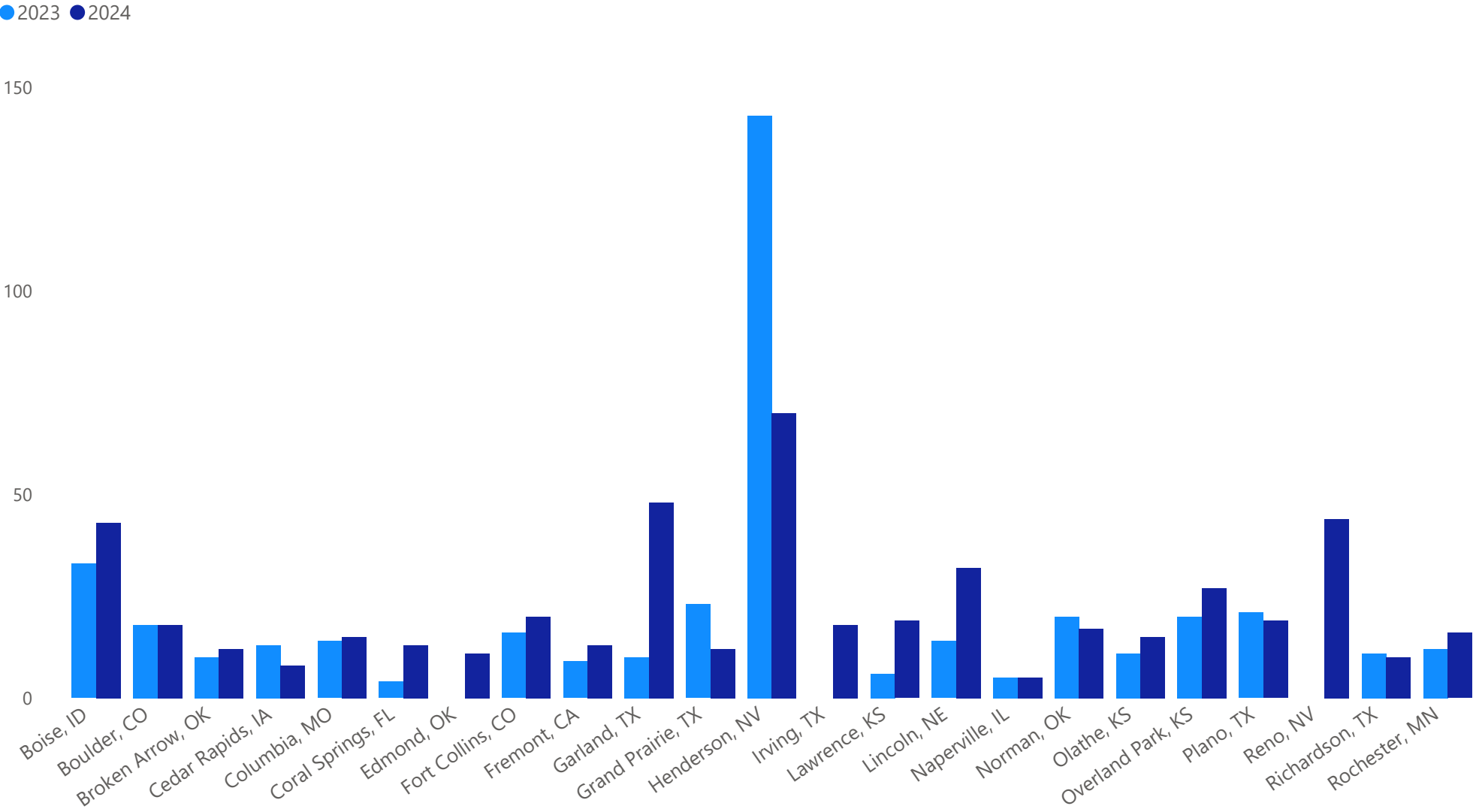
City Name	2023	2024
Boise, ID	22	22
Boulder, CO	30	30
Broken Arrow, OK	27	27
Cedar Rapids, IA	19	19
Columbia, MO	16	20
Coral Springs, FL	20	20
Edmond, OK	20	20
Fort Collins, CO	22	22
Fremont, CA	22	25
Garland, TX	25	25
Grand Prairie, TX	31	32
Henderson, NV	22	26
Irving, TX		19
Lawrence, KS	18	18
Lincoln, NE	22	22
Naperville, IL	16	16
Norman, OK	27	26
Olathe, KS	16	16
Overland Park, KS	16	16
Plano, TX	28	28
Reno, NV		22
Richardson, TX	32	32
Rochester, MN	12	12
Average	22	22



Officer Injuries and Training

Number of Recruits That Went Through Academy

City Name	2023	2024
Boise, ID	33	43
Boulder, CO	18	18
Broken Arrow, OK	10	12
Cedar Rapids, IA	13	8
Columbia, MO	14	15
Coral Springs, FL	4	13
Edmond, OK		11
Fort Collins, CO	16	20
Fremont, CA	9	13
Garland, TX	10	48
Grand Prairie, TX	23	12
Henderson, NV	143	70
Irving, TX		18
Lawrence, KS	6	19
Lincoln, NE	14	32
Naperville, IL	5	5
Norman, OK	20	17
Olathe, KS	11	15
Overland Park, KS	20	27
Plano, TX	21	19
Reno, NV		44
Richardson, TX	11	10
Rochester, MN	12	16
Average	21	22



Officer Injuries and Training

Mandatory Training Classes

City Name	Mandatory Training Class Names
Boise, ID	De-Escalation, Legal Updates, Defensive tactics, Tac-med, Less lethal, taser, EVOC, ALERRT, Rifle Training (2x a year), Pistol training (2x a year), pistol +rifle annual qualification, pistaol night shoot, rifle night shoot, CIT40, DUI Recertification
Boulder, CO	Firearms, Defensive Tactics, Driving, Taser Recerts, One Day Recerts, Officer Survival, ALERRT
Broken Arrow, OK	Mental Health, Missing Persons, Sexual Assault Investigation, FA Qual
Cedar Rapids, IA	Bloodborne Pathogens, Hazard Communication, Mental Health, Firearms Qualification, NCIC Certification, Emergency Medical Care Provider, Mandatory Reporting (Child and Dependent Adult Abuse), Hazardous Materials, CPR/AED/Airway Obstruction, Implicit Bias and De-escalation,
Columbia, MO	Bias based policing, de-escalation, racial profiling, stomwater
Coral Springs, FL	Use of Force, Weapons, Bias Policing, CPR, First Aid, Mental Health/Officer Wellness, Human Trafficking, Emergency Vehicle Operations, Ethics (Human Diversity), Misuse of Electronic Databases, Domestic Violence
Edmond, OK	Mental Health, Missing Persons, Sexual Assault Investigation
Fort Collins, CO	Many, to include skills (Driving, Firearms, Defensive Tactics, CALEA and other POST mandated training)
Fremont, CA	Use of Force, Arrest Control, Firearms, Blood Borne Pathogens, Aerosol Transmissible Diseases, Gas Masks, Driver Training, 1st Aid/CPR, Human Trafficking, Crowd Management, Domestic Violence, Racial Profiling, Strategic Communications
Garland, TX	Legal Update 3188; ALERRT 3311; Finding Wellness...4202; Trauma Informed... Sexual Assault Inv. 4070
Grand Prairie, TX	ALERRT, Implicit Bias, legal updates, firearms qualifications
Henderson, NV	Range, EVOC, Implicit Bias, Racial Profiling, Arrest and Control x2, Taser, Active Assailant, ABLE, Legal Updates, Human Trafficking, Officer Wellness, De-escalation
Irving, TX	NAPD, Red Dot Sight, Firearms, Defensive Tactics, ALERRT, CIT, Crime Scene, Spanish, All TCOLE mandated coursees.
Lawrence, KS	Fair and Impartial Policing, City HR trainings
Lincoln, NE	De-escalation, Mental Health, Substance Abuse, Anti-bias, Implicit Bias, Firearms, Officer Wellness, Legal updates, Vehicle Pursuit.
Naperville, IL	Numerous; as defined by the state of IL
Norman, OK	Mental health Update (2 Hrs)
Olathe, KS	Range, Driving, CPR, SFSTs
Overland Park, KS	Legal updates, Fair and impartial, Mental Health, Range, Response to Resistance
Plano, TX	Mental Health, Bias, Defensive Tactics, Firearm Training
Reno, NV	Force on Force, Crowd Management, Emergency Vehicle Operation Course, Firearms, Arrest And Control, Less Lethal/Use of Force Policy, De-escalation, Racial Profiling, Implicit Bias, Officer Wellness, Human Trafficking, Mental Health
Richardson, TX	Defensive Tactics, Firearms, Tactics, ABLE, EVOC (every other year)
Rochester, MN	ICAT, Firearms, Use of Force, 3ECHO, EVOC, Internal Leadership Development Program required for all 1st line supervisors, OSHA, Autism, Implicit Bias, Community Diversity, Conflict Management, Crisis Intervention

Complaints

Citizen Complaints

Citizen Complaints Against Sworn Officers

City Name	Founded	Unfounded	Not Substantiated	Under Investigation
Boise, ID	5	17	6	0
Boulder, CO	11	14	46	12
Broken Arrow, OK	2	13	4	0
Cedar Rapids, IA	4	23	0	2
Columbia, MO	13	15	31	0
Coral Springs, FL	0	0	0	0
Edmond, OK	0	3	3	0
Fort Collins, CO	3	36	2	3
Fremont, CA	2	8	0	0
Garland, TX	4	7	15	2
Grand Prairie, TX	6	25	4	0
Henderson, NV	2	43	40	0
Irving, TX	8	14	52	0
Lawrence, KS	0	15	0	0
Lincoln, NE	11	85	12	0
Naperville, IL	5	15	22	0
Norman, OK	24	14	64	0
Olathe, KS	1	7	2	0
Overland Park, KS	2	10	18	1
Plano, TX	8	41	16	7
Reno, NV	1	38	1	0
Richardson, TX	2	14	0	0
Rochester, MN	0	3	7	5

Founded: evidence shows the employee was at fault.

Unfounded: evidence shows the employee was NOT at fault.

Not Substantiated: evidence shows the claim has no merit/didn't happen.

Citizen Complaints Against Non-Sworn Officers

City Name	Founded	Unfounded	Not Substantiated	Under Investigation
Boise, ID	0	0	0	0
Boulder, CO	0	0	0	0
Broken Arrow, OK	1	1	0	0
Cedar Rapids, IA	0	0	0	1
Columbia, MO	1	1	0	0
Coral Springs, FL	0	0	0	0
Edmond, OK	0	0	0	0
Fort Collins, CO	1	3	1	2
Fremont, CA	0	0	0	0
Garland, TX	0	0	4	0
Grand Prairie, TX	0	1	0	0
Henderson, NV	2	0	2	0
Irving, TX	4	3	6	0
Lawrence, KS	0	1	0	0
Lincoln, NE	6	8	0	0
Naperville, IL	4	0	1	0
Norman, OK	16	4	36	0
Olathe, KS	0	0	0	0
Overland Park, KS	1	0	0	0
Plano, TX	1	2	1	0
Reno, NV	0	1	0	0
Richardson, TX	4	0	0	0
Rochester, MN	0	0	0	0

Complaints

Internal Complaints

Internal Complaints Against Sworn Officers

City Name	Founded	Unfounded	Not Substantiated	Under Investigation
Boise, ID	9	1	2	5
Boulder, CO	4	0	0	3
Broken Arrow, OK	4	1	2	0
Cedar Rapids, IA	5	3	0	3
Columbia, MO	15	5	11	0
Coral Springs, FL	2	0	0	1
Edmond, OK	0	0	0	0
Fort Collins, CO	11	8	2	4
Fremont, CA	9	2	1	1
Garland, TX	49	4	2	2
Grand Prairie, TX	3	7	0	0
Henderson, NV	7	4	2	0
Irving, TX	13	0	2	4
Lawrence, KS	4	0	2	0
Lincoln, NE	150	18		0
Naperville, IL	11	2	0	0
Norman, OK	96	14	6	0
Olathe, KS	1	0	0	0
Overland Park, KS	4	0	4	0
Plano, TX	4	2	1	7
Reno, NV	4	2	0	8
Richardson, TX	27	2	0	0
Rochester, MN	3	0	0	2

Founded: evidence shows the employee was at fault.

Unfounded: evidence shows the employee was NOT at fault.

Not Substantiated: evidence shows the claim has no merit/didn't happen.

Internal Complaints Against Non-Sworn Officers

City Name	Founded	Unfounded	Not Substantiated	Under Investigation
Boise, ID	0	0	0	0
Boulder, CO	0	0	0	1
Broken Arrow, OK	0	0	0	0
Cedar Rapids, IA	3	0	0	0
Columbia, MO	3	0	1	0
Coral Springs, FL	0	0	0	0
Edmond, OK	0	0	0	0
Fort Collins, CO	4	0	0	0
Fremont, CA	0	1	0	0
Garland, TX	1	0	0	0
Grand Prairie, TX	0	0	0	0
Henderson, NV	2	0	0	0
Irving, TX	12	0	0	0
Lawrence, KS	0	1	0	0
Lincoln, NE	82	8	2	0
Naperville, IL	12	2	0	0
Norman, OK	49	18	5	0
Olathe, KS	0	0	0	0
Overland Park, KS	0	0	1	0
Plano, TX	3	1	2	4
Reno, NV	0	0	0	0
Richardson, TX	3	0	0	0
Rochester, MN	0	0	0	0

Complaints

Top 3 Reasons for Citizen Complaints

City Name	#1	#2	#3
Boise, ID	Unprofessional Conduct	Rudeness/Demeanor	Excessive Force
Boulder, CO	Failed to follow Rules/Procedure	Rudeness/Demeanor	Other
Broken Arrow, OK	Failed to follow Rules/Procedure	Quality of Service	Rudeness/Demeanor
Cedar Rapids, IA	Inattention to Duty	Unprofessional Conduct	Rudeness/Demeanor
Columbia, MO	Rudeness/Demeanor	Improper Search	Excessive Force
Coral Springs, FL	Failed to follow Rules/Procedure	Rudeness/Demeanor	Other
Edmond, OK	Performance of Duty	Criminal Conduct	Driving
Fort Collins, CO	Unprofessional Conduct	Performance of Duty	Racial Profiling
Fremont, CA	Driving	Conduct Unbecoming	Failed to follow Rules/Procedure
Garland, TX	Unprofessional Conduct	Rudeness/Demeanor	Excessive Force
Grand Prairie, TX	Rudeness/Demeanor	Performance of Duty	Excessive Force
Henderson, NV	Rudeness/Demeanor	Failed to Report	Excessive Force
Irving, TX	Quality of Service	Rudeness/Demeanor	Dereliction of Duty
Lawrence, KS	Excessive Force	Racial Profiling	Performance of Duty
Lincoln, NE	Excessive Force	Unprofessional Conduct	Other
Naperville, IL	Unprofessional Conduct	Constitutional Violation	Racial Profiling
Norman, OK	Rudeness/Demeanor	Criminal Conduct	Misfeasance
Olathe, KS	Rudeness/Demeanor	Performance of Duty	Unprofessional Conduct
Overland Park, KS	Failed to follow Rules/Procedure	Quality of Service	Unprofessional Conduct
Plano, TX	Conduct Unbecoming	Quality of Service	Failed to follow Rules/Procedure
Reno, NV	Rudeness/Demeanor	Failed to Report	Performance of Duty
Richardson, TX	Unprofessional Conduct	Criminal Conduct	Racial Profiling
Rochester, MN	Constitutional Violation	Inattention to Duty	Performance of Duty

K9

City Name ▲	Assigned Police Dogs	Patrol	Narcotics	Explosives	Accelerants	Cadaver	Avg Years Experience for Police Dogs	Dog Bites by Police Dogs	Apprehensions Credited to Police Dogs	Positive Drug Finds by Police Dogs	Bomb Searched by Police Dogs
Boise, ID	11	Yes	Yes	Yes	Yes	No	3.3	7	149	214	1336
Boulder, CO	1	No	No	Yes	No	No	2	0	0	0	47
Broken Arrow, OK	4	Yes	Yes	No	No	No	5	1	6	63	0
Cedar Rapids, IA	8	Yes	Yes	Yes	Yes	No	5	7	41		33
Columbia, MO	5	Yes	Yes	Yes	No	No	5	7	37	82	11
Coral Springs, FL	5	Yes	Yes	No	No	No	4	3	20	43	
Edmond, OK	1	Yes	Yes	No	No	No	1.5	0	3	101	0
Fort Collins, CO	7	Yes	Yes	Yes	No	No	5	2	2	1129	157
Fremont, CA	6	Yes	No	Yes	No	No	2	10	197	0	5
Garland, TX	2	Yes	Yes	No	No	No	9	7	46	75	0
Grand Prairie, TX	2	Yes	Yes	No	No	No	8	2	28	15	0
Henderson, NV	12	Yes	Yes	No	No	No	5	4	48	26	
Irving, TX	2	Yes	Yes	No	No	No	3	1	20	74	0
Lawrence, KS	3	Yes	Yes	No	No	No	2	0	33	21	0
Lincoln, NE	5	Yes	Yes	Yes	No	No	3	0	13	54	70
Naperville, IL	4	Yes	Yes	No	No	No	3	0	8	41	0
Norman, OK	5	Yes	Yes	No	No	No	4	1	15	90	0
Olathe, KS	4	Yes	Yes	No	No	No	5	0	6	155	
Overland Park, KS	4	Yes	Yes	Yes	No	No	4	0	11	34	791
Plano, TX	3	Yes	Yes	Yes	No	No	2	2	47	38	2
Reno, NV	6	Yes	Yes	Yes	Yes	No	2.75	4	50	92	24
Richardson, TX	1	Yes	Yes	No	No	No	2	1	27	53	0
Rochester, MN	8	Yes	Yes	Yes	No	No	5.4	1	20	251	74

Crime Analysis Units

City Name ▲	Full-Time Crime Analysts	Division	Number of Crime Analysts	Tactical Work	Strategic Work	Intelligence Work	Administrative Work
Boise, ID	Yes	Administrative	3	Yes	Yes	Yes	Yes
Boulder, CO	Yes	Office of the Police Chief; Detectives	1.5	Yes	Yes	Yes	Yes
Broken Arrow, OK	No	-	-				
Cedar Rapids, IA	Yes	Investigations	1	Yes	Yes	Yes	Yes
Columbia, MO	Yes	Investigative Ops Support	1		Yes		Yes
Coral Springs, FL	Yes	Special Operations and Criminal Investigations	3	No	Yes	Yes	Yes
Edmond, OK	Yes	Admin/Patrol	2	Yes	Yes	Yes	Yes
Fort Collins, CO	Yes	Professional Standards Unit	2	No	Yes	No	Yes
Fremont, CA	Yes	Special Operations	1	Yes	Yes	Yes	Yes
Garland, TX	Yes	CID	5	Yes	Yes	Yes	Yes
Grand Prairie, TX	Yes	Criminal Investigations Division	3	Yes	Yes	Yes	Yes
Henderson, NV	Yes	Administrative Bureau	4	Yes	Yes	Yes	Yes
Irving, TX	Yes	Special Operations	2	Yes	Yes	No	Yes
Lawrence, KS	Yes	Investigations	2	Yes	Yes	Yes	Yes
Lincoln, NE	Yes	Support Division	6	Yes	Yes	Yes	Yes
Naperville, IL	Yes	Investigations	2	Yes	Yes	Yes	Yes
Norman, OK	Yes	Community Outreach	2	Yes	Yes	Yes	Yes
Olathe, KS	Yes	Investigations, Patrol	2	Yes	Yes	Yes	Yes
Overland Park, KS	Yes	Investigations	6	Yes	Yes	Yes	Yes
Plano, TX	Yes	Planning and Research Division	6	Yes	Yes	Yes	Yes
Reno, NV	Yes	Real-Time Information Center	2	Yes	Yes	Yes	Yes
Richardson, TX	Yes	Administration and Criminal Investigation Division	2	Yes	Yes	Yes	Yes
Rochester, MN	Yes	Investigations, Services	3	Yes	Yes	Yes	Yes

Property Unit Staffing

City Name	Total Staff	Civilian	Commissioned	Items Flowed Through Property Room	Items Taken In	Items Released to Owner	Items Released to Court	Items Destroyed
Boise, ID	0			19154	11619	1223	155	6157
Boulder, CO	5	4	1	10930	7983	1086		1861
Broken Arrow, OK	2	2	0	5442	4851	345	30	216
Cedar Rapids, IA	5	4	1	32290	18439	1240		12611
Columbia, MO	6	6	0	12838	6414	533		5891
Coral Springs, FL	3	3	0	42538	21336	850	105	20247
Edmond, OK	2	2	0	4873	3008	615	374	876
Fort Collins, CO	7	7	0	25672	11052	2632	0	11988
Fremont, CA	4	4	0	15452	8618	1216	283	5335
Garland, TX	7	7	0	22005	11466	692	36	9811
Grand Prairie, TX	4	4	0	37978	21190	2269	42	14477
Henderson, NV	4	4	0	22045	7778	1157	1996	11114
Irving, TX	7	7	0	26289	14515	1613		10161
Lawrence, KS	3	3	0	12434	5385	643	29	6377
Lincoln, NE	6	6	0	54044	22938	2737	0	28369
Naperville, IL	2	2	0	18427	8240	998	261	8928
Norman, OK	2	2	0	10199	6509	910	73	2707
Olathe, KS	2	2	0	10139	6835	544	370	2390
Overland Park, KS	6	6	0	18823	8681			10142
Plano, TX	6	6	0	49994	13637	838	85	35434
Reno, NV	3	3	0	83721	9835	527	2709	16412
Richardson, TX	4	4	0	114381	85440	12826	10	16105
Rochester, MN	2	2	0	14671	6361	597	2034	5679